



COUNTY OF AUGUSTA
COMMONWEALTH OF VIRGINIA
DEPARTMENT OF COMMUNITY DEVELOPMENT
P.O. BOX 590
COUNTY GOVERNMENT CENTER
VERONA, VA 24482-0590



MEMORANDUM

TO: Augusta County Planning Commission
FROM: Becky Earhart, Senior Planner *Becky*
DATE: June 28, 2016
SUBJECT: Regular Meeting

The Regular Meeting of the Augusta County Planning Commission will be held on **Tuesday, July 12, 2016, at 7:00 p.m.**, at the Augusta County Government Center, in the Meeting Room, 18 Government Center Lane, Verona, Virginia.

Since there are no rezonings this month, there will be no worksession or viewing. However, we will be receiving another presentation from Parks and Recreation Staff about their Master Plan Update. Attached are the agenda and meeting materials for Tuesday's meeting. If you are unable to attend, please let Jean or me know as soon as possible.

BE/jm

AGENDA

Regular Meeting of the Augusta County Planning Commission

Tuesday, July 12, 2016, 7:00 P.M.

1. CALL TO ORDER
2. DETERMINATION OF A QUORUM
3. MINUTES
Approval of the Called and Regular Meetings on June 14, 2016.
4. MATTERS TO BE PRESENTED BY THE PUBLIC
5. NEW BUSINESS
 - A. Parks and Recreation Master Plan Update
6. OLD BUSINESS
7. MATTERS TO BE PRESENTED BY THE COMMISSION
8. STAFF REPORTS
 - A. Information for Commission – Code of Virginia, Section 15.2-2310
(Board of Zoning Appeals Items)
9. ADJOURNMENT

PRESENT: S. Bridge, Chairman
K. Shiflett, Vice Chairman
J. Curd
T. Jennings
K. Leonard
R. L. Earhart, Senior Planner and Secretary
J. Wilkinson, Director of Community Development

ABSENT: C. Foschini
E. Shipplett

VIRGINIA: At the Called Meeting of the Augusta County Planning Commission held on Tuesday, June 14, 2016, at 4:45 p.m. in the Board of Supervisors' Conference Room, Augusta County Government Center, Verona, Virginia.

The Planning Commission traveled to the following site, which will be considered by the Commission:

1. Blue Mountain Investments, LLC and J-M Apartments, LC – Rezoning

Chairman

Secretary

PRESENT: S. Bridge, Chairman
K. Shiflett, Vice Chairman
J. Curd
T. Jennings
K. Leonard
R. L. Earhart, Senior Planner and Secretary
J. Wilkinson, Director of Community Development

ABSENT: C. Foschini
E. Shiplett

VIRGINIA: At the Regular Meeting of the Augusta County Planning Commission held on Tuesday, June 14, 2016, at 7:00 p.m. in the Board Room, Augusta County Government Center, Verona, Virginia.

DETERMINATION OF A QUORUM

Mr. Bridge stated as there were five (5) members present, there was a quorum.

MINUTES

Mr. Curd moved to approve the minutes of the called and regular meetings held on May 10, 2016.

Mr. Leonard seconded the motion, which carried unanimously.

Blue Mountain Investments, LLC and J-M Apartments, LC

A request to rezone approximately 494 acres from General Agriculture to General Industrial with proffers and approximately 20 acres from General Agriculture to Airport Business with proffers owned by Blue Mountain Investments LLC located east of Westview School Road (Rt. 773) and west of the Shenandoah Valley Regional Airport and running on both sides of Airport Road (Rt. 771) and Broad Run Road (Rt. 774) in Weyers Cave in the Middle River District. This request also includes a request to rezone approximately 0.7 acres from General Agriculture to General Industrial with proffers

owned by J-M Apartments LC located on the north side of Airport Road (Rt. 771) approximately 0.3 of a mile east of the intersection with Westview School Road (Rt. 773) in Weyers Cave in the Middle River District.

Mrs. Earhart explained the request as presented on PowerPoint and reviewed the proffers presented for the parcels under consideration.

Timothy Fitzgerald, County Administrator, stated he was representing the Board of Supervisors as the applicant, as well as Blue Mountain Investments, LLC and J-M Apartments, LC, property owners. He discussed the background of the project and stated the property has been identified for future industrial development in the Comprehensive Plan since 1987. He stated several challenges have occurred in proceeding with marketing the property such as, lack of a set purchase price for the properties, lack of local government control and lack of appropriate zoning for development. The Virginia Economic Development Partnership has indicated they would be able to support and send projects to Augusta County if these challenges are resolved.

Currently there is a marketing and rezoning agreement that was approved by the Board of Supervisors on May 11, 2016 and signed by Blue Mountain Investments. This agreement established a set purchase price of \$22,000 an acre for the next two years if someone buys the entire property. It also established joint marketing responsibilities between the County and the owner and set the schedule for rezoning the majority of the property to Industrial and 20 acres of the property to Airport Business. It provides in lieu of an annual option fee the County will reimburse the owner for the roll-back taxes that will occur when the use of the property changes from agricultural to industrial.

A Traffic Impact Analysis, which was funded by the County, entitled "Airport Road Traffic Impact Analysis" was prepared by McCormick Taylor and dated September 29, 2015. The study analyzed the "worst case scenario" if the property was developed to the maximum and the potential for traffic generated based on those assumptions. The study met Chapter 527 requirements and was approved by VDOT.

Mr. Fitzgerald confirmed the proffers that had been explained by Mrs. Earhart at the beginning of the meeting. He stated if the property would be rezoned, the County is in a better position to market the property and attract businesses to the area. If the zoning is not in place, businesses will not come because they do not want to go through the rezoning process prior to selecting a site. New business will increase employment and job opportunities and tax revenue for the County.

Potential funding sources for the development of the property are Virginia Business Ready Sites Program and GO Virginia. These sources specifically look at larger tracts and may assist in providing infrastructure and site grading.

There being no questions from the Commissioners, Mr. Bridge opened the Public Hearing.

David Hensley of Westview School Road stated he is not sure why the County is interested in developing this land. Weyers Cave already has an industrial park and that property has not been developed. He moved to Augusta County to get away from noise, traffic, and congestion. He does not want to see the property rezoned because he feels property values will drop and traffic will increase greatly. He understands rezoning the 20 acres for Airport Business, but does not believe rezoning the 500 acres is necessary.

Israel Stickley of Broad Run Road stated he is concerned about what will happen to Broad Run Road if the property is rezoned. He stated there is only one way in and out if the road floods and he has concerns how a large development will affect road access.

Mrs. Earhart read the following letter received from Cut Stone Farms and addressed to the Planning Commission and the Board of Supervisors in regard to the request:

"This letter is to ask that you vote "No" on the rezoning of 514.7 acres owned by Blue Mountain Investment, LLC and/or J-M Apartments LC, from General Agriculture to General Industrial and/or General Airport Business which will be discussed at your June 14 and 22 meetings.

Please consider the impact of noise, traffic, change in landscape-views to those residents who have lived in the area for decades (and those of us just new to the area) as well as loss of good farmland. As you know, this area already has a robust industrial sector and growing housing complexes, and further loss of land that can be used for agriculture in the Weyers Cave/Mt. Sidney area, which, ironically had one of the earliest chapters of the Future Farmers of America, would make it more difficult for agricultural interests. If there is a shrinking amount of available land for those future farmers, a rich agricultural history will be forfeited!

So, again we respectfully ask that you do not rezone these proposed acres.

*Sincerely,
Cut Stone Farms, LLC
Marvin & Lori Maust, Managing Partners
Marcus & Lynae Maust, Partners
Jackson & Katie Maust, Partners
855 Westview School Rd., Mt. Sidney, VA"*

Sandy Harper of 1314 Westview School Road stated there is a beautiful sign along Rt. 256 that says "Welcome to Weyers Cave". She does not want to see the sign taken away. She does not want to see the beautiful agriculture land taken away and feels the County needs to keep the property zoned agriculture. Industrial rezoning will take away the beauty of the area.

Mr. Fitzgerald stated the County continues to market the existing industrial park in Weyers Cave for smaller projects, however, the activities that could occur on a 500 acre tract could not occur in the industrial park.

Mr. Fitzgerald stated depending on the type of project that may be developed will determine what will happen to Broad Run Road. It may be advantageous for a developer to rebuild and make a better road, or the developer may decide to abandon the road. It is hard to address this concern at this point until it is known what kind of development will be there.

There being no further discussion, Mr. Bridge closed the Public Hearing.

Mr. Curd stated he has concerns about the impact on the existing homes on Westview School Road and Valley Church Road as far as outdoor storage and buffering is concerned.

Mr. Fitzgerald stated we have buffer requirements in the ordinance that will have to be met. As the site plan is developed and it is determined where to situate the actual facility on the site, it will certainly be our recommendation not to have any outdoor storage up against the residential neighborhood. With this type of project, even though the total acreage is over 500 acres and the industry wants 500 acres, the facility does not consume more than 250-300 acres and they like to have buffering and green space around that. He gave examples of the Hollister, Hershey and McKee sites. The plants themselves sit in the middle with green space all around them. As we work through the site plan process with the applicants we would certainly take into consideration the residents out there and we would recommend that we do everything we can to keep them from pushing right up against the road, there will be plenty of room to have setbacks and buffer areas to provide for a more aesthetic environment.

Mr. Bridge stated proffer #4 of the industrial proffers limits road access to emergency vehicles only. How will emergency vehicles access the property?

Mr. Fitzgerald explained emergency personnel will gain access through a Knox-box that they will have a master key for. The road will be gated and kept closed at all times.

Mr. Leonard stated he understands the concerns of the residents. The property is in a farming community and always has been. However, the property is slated in the Comp Plan for industrial use and change is inevitable. This is one of the few sites in the State with this much acreage that can be rezoned. He does have concerns but he cannot oppose the request because it is slated in the Comp Plan for industrial development.

Mrs. Shiflett stated she has concerns for farm land as well. Since 1987 the Comp Plan has been revised many times and is reviewed every five years. She has served on the Planning Commission for 20 years and she has never heard the public ask for the Comp Plan for this property to be changed. The public needs to be aware of what the Comp Plan says and if they are not in agreement with it, they need to come forward and ask for it to be changed. This request is a good opportunity to draw business to the County and she moved to recommend approval of the request with proffers.

Mr. Jennings seconded the motion.

Mr. Jennings asked how many acres of land are in the Weyers Cave industrial park.

Amanda Glover, Director of Economic Development stated there are less than 100 acres in the industrial park.

Mr. Jennings stated this is one of the largest sites in the State that can be rezoned and is a rare opportunity for the County. It is important to have employment opportunities to insure the continued success of the County.

Mr. Bridge stated he concurs with the other Commissioner's comments and agrees that opportunities such as this do not come around often. Since no one from the public has come forward since 1987 to request the Comp Plan be changed is an indicator to move forward with development. He thanked the County for providing the information on the property.

Mr. Curd stated he has mixed emotions about the rezoning because of the good agriculture land. If the property is not rezoned the County definitely will not get manufacturing facilities, which will increase the job market.

The motion to recommend approval of the request with the proffers passed unanimously.

Augusta County Code Sections 25-74 and 25-384

An ordinance to amend Sections 25-74 and 25-384 of the Augusta County Code to prohibit the extraction of oil and natural gas in general agricultural zones and to allow for the extraction of oil and natural gas by special use permit in industrial zones in Augusta County.

Mrs. Earhart stated one change to the Code is in the general agriculture areas that will specifically list the uses that will be allowed by special use permit in the "uses away from developed areas" category and specifically indicate that extraction of oil and natural gas would not be permitted in that category by special use permit. Another change to the code would allow for extraction of oil and natural gas, minerals, sand, rock, and similar materials in the industrial category. The Board of Zoning Appeals will have several requirements when considering a special use request. The applicant will be required to have a technical transportation study for all transportation system components impacted-roads, bridges, etc.; compliance with federal and state noise and vibration regulations; a copy of the operations plan will have to be submitted; and a study of the impact of the extraction of oil and natural gas on public and private water systems within 5 miles of proposed operation.

There being no questions from the Commissioners, Mr. Bridge opened the public hearing.

There being no one to speak in favor of or against the amendment, Mr. Bridge closed the public hearing.

Mrs. Shiflett stated because of some items that have come to the attention of the Commission, she moved to table the amendment for further study.

Mr. Curd seconded the motion which carried unanimously.

Augusta County Code Sections 25-68, 25-68.1, 25-68.2, 25-68.3, 25-68.4, 25-68.5, 25-68.6, 25-68.7, 25-68.8 and 25-68.9

An ordinance to amend Sections 25-68, 25-68.1, 25-68.2, 25-68.3, 25-68.4, 25-68.5, 25-68.6, 25-68.7, 25-68.8, and 25-68.9 of Division A, Article VI.B Wireless Telecommunications Facilities of the Augusta County Code.

John Wilkinson, Director of Community Development stated this amendment is to bring the wireless telecommunication ordinance in line with the federal mandated code and update the definitions according to the FCC.

There being no questions from the Commissioner, Mr. Bridge opened the public hearing.

There being no one to speak in favor of or against the amendments, Mr. Bridge closed the public hearing.

Mr. Jennings stated in order to remain in compliance with federal regulations, he moved to recommend approval of the amendment as written.

Mr. Curd seconded the motion, which carried unanimously.

STAFF REPORTS

16-28 Turn Key Properties, L.C.

Mr. Bridge moved to voice concerns about the safety of the adults and children, especially special population adults and children, coming to a proposed day care center in an industrial area. He also stated concerns about the appropriateness of mixing adults and children and heavy truck traffic at this site. The Commission recommends to the BZA, if they permit the use, any outdoor space have sufficient fencing and other safety measures to insure the safety of the intended attendees.

Mr. Curd seconded the motion, which passed unanimously.

New Proffer Regulation

Mrs. Earhart presented the Commission with a flow chart showing the new proffer legislation as set forth by the State and set to go into effect July 1.

There being no further business to come before the Commission, the meeting was adjourned.

Chairman

Secretary



COUNTY OF AUGUSTA
Parks & Recreation Department
P. O. Box 590
Verona, Virginia 24482



AGENDA ITEM #

Date 7/12/16

5

MEMORANDUM

TO: Planning Commission
FROM: Kimberly Hull, Programs Coordinator *KH*
DATE: June 30, 2016
RE: Parks and Recreation Master Plan update

First, I would like to thank you for attending the field trips to our county parks and facilities these last few months. I hope you were able to glean some additional information from the trips that you were not aware of and I hope they provided you with a visual to aid you as we spend time in the coming months reviewing the updated Plan.

Enclosed you will find the results of the Public Survey Instrument as part of the Parks and Recreation Master Plan update. These survey results offer some insight for the recommendations to be made in the Master Plan but they are only one piece of the puzzle in helping us to prioritize the recreational needs of the county.

Nick Grow, Program Technician, was essential in gathering the survey results and analyzing them. He will attend the meeting as a co-presenter with me. We will review the results in brief detail-focusing on some questions more than others. Please come prepared with any questions about the results as you review them prior. Also, any recommendations that you have for the Plan which may benefit the citizenry and which align both with your discussions with them and the survey results are welcome.

If you have anything that I can answer ahead of time or information that I can retrieve for you, please don't hesitate to contact me.

Augusta County Parks and Recreation Department
2015-16 Public Survey Instrument
Data Analysis—Charts and Graphs

Table of Contents

Table of Contents 1

Question 1: Are you a resident of Augusta County? 2

Question 2: In what zip code do you live?..... 3

Question 3: In what zip code do you work? 5

Question 4: What is your gender?..... 6

Question 5: What are the age ranges in your household?..... 7

Question 6: When do you or other family members prefer leisure time activities? 8

Question 7: How far would you or your family members be willing to travel for recreation in Augusta County?..... 9

Question 8: Have you or members of your household visited any of the Augusta County parks during the past year? 10

Question 9: Approximately how often did you or members of your household visit parks in Augusta County over the past 12 months? 11

Question 10: Overall how would you rate the physical condition of ALL the Augusta County parks you have visited? 12

Question 11: Have you or other members of your household participated in any recreation programs offered by the Augusta County Parks and Recreation Department during the past 12 months? 13

Question 12: How would you rate the overall quality of the programs that you and members of your household have participated in?..... 14

Question 13: What are the reasons that prevent you or other members of your household from using Parks and Recreation Facilities and Programs of the Augusta County Parks and Recreation Department more often? 15

Question 14: Which recreation facilities in Augusta County have you used or visited in the past year? 17

Question 15: What statement(s) best express the way you feel about the Augusta County Parks and Recreation Department’s athletic leagues/facilities?..... 18

Question 16: Of the recreation facilities you visited in this past year, what changes or improvements, if any, would you like to see?..... 19

Question 17: Please check all that apply if you or any member of your household have need for each of the parks and recreational facilities listed below..... 23

Question 18: Please check all that apply if you or any member of your household have a need for each of the recreation programs listed below. 25

Question 19: For which age groups should the County provide additional programming? 27

Question 20: Please indicate the level of priority you feel each potential facility should receive?..... 29

Question 21: If additional land was acquired or developed for park and program development, where would be the best location? 33

Question 22: If the county were to develop a new indoor community recreation center, from the following list, please check all the potential indoor programming spaces you and members of your household would use. 34

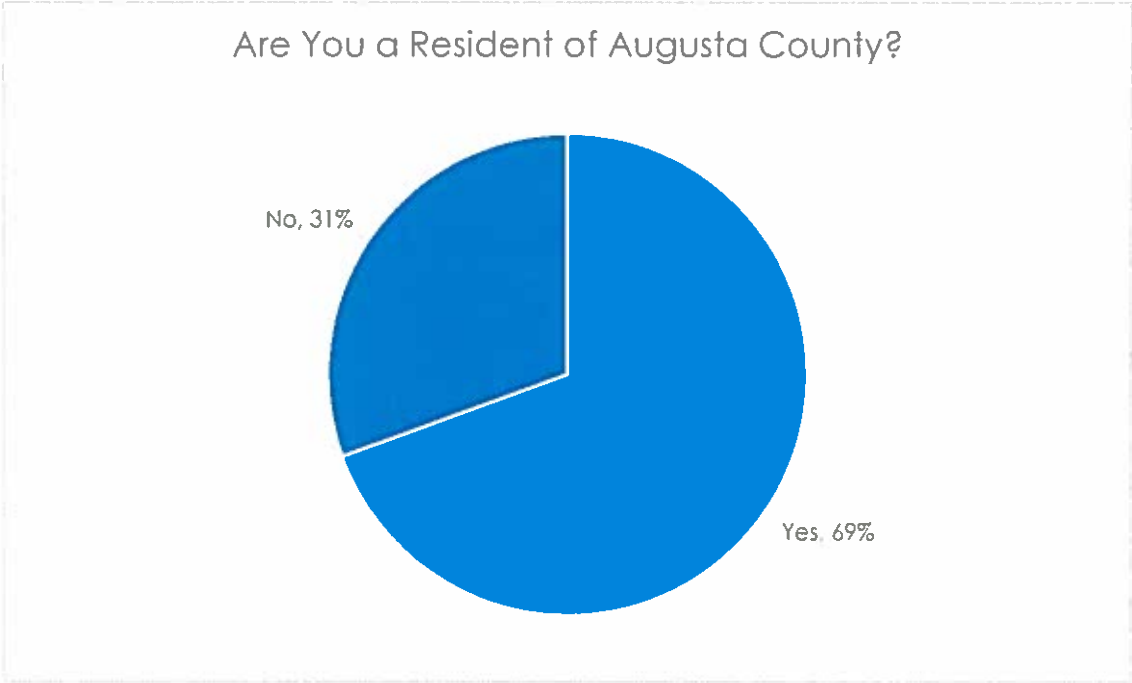
Question 23: Please check all the ways you learn about ACPR Department programs and activities?..... 36

Question 24: The Augusta County Parks and Recreation Activities Guide now comes four times a year. Have you received a copy? 37

Question 25: Which statement most accurately describes what you think about the Guide? 38

Question 26: What do you feel should be the three most important major capital improvements in the next 5 years? 40

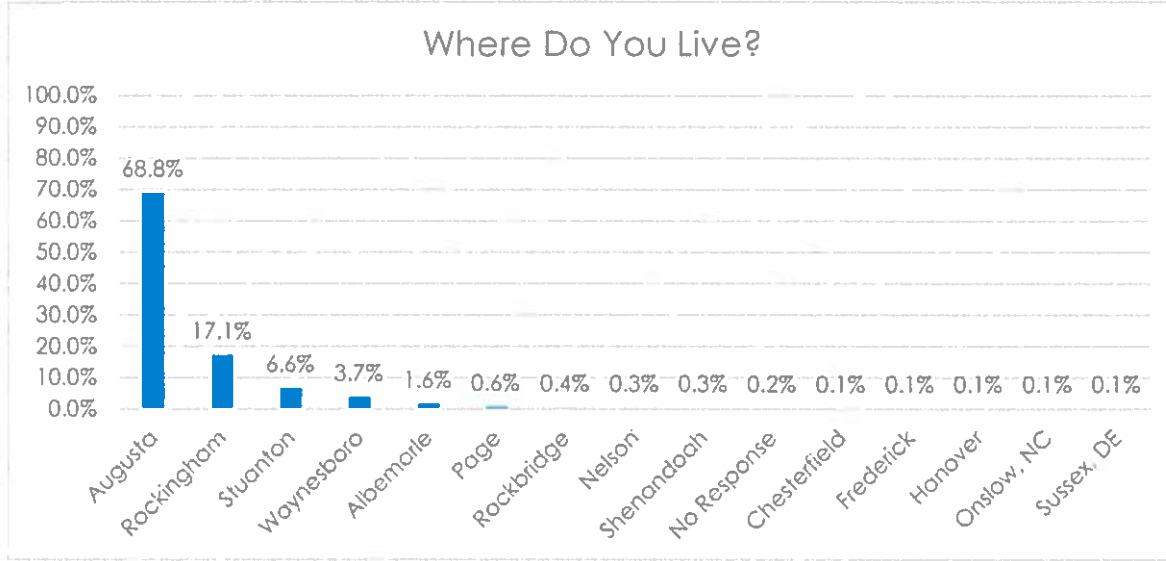
Question 1: Are you a resident of Augusta County?



**Are You a Resident of
Augusta County?**

Response	Total	% of Total
Yes	798	69%
No	351	31%
No Response	0	0%

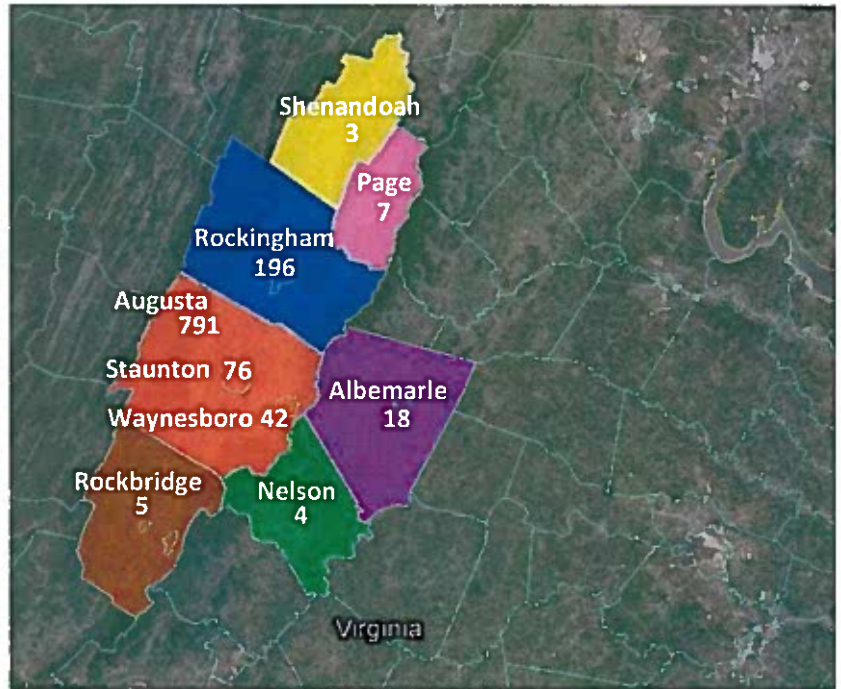
Question 2: In what zip code do you live?



*Based on total survey respondents

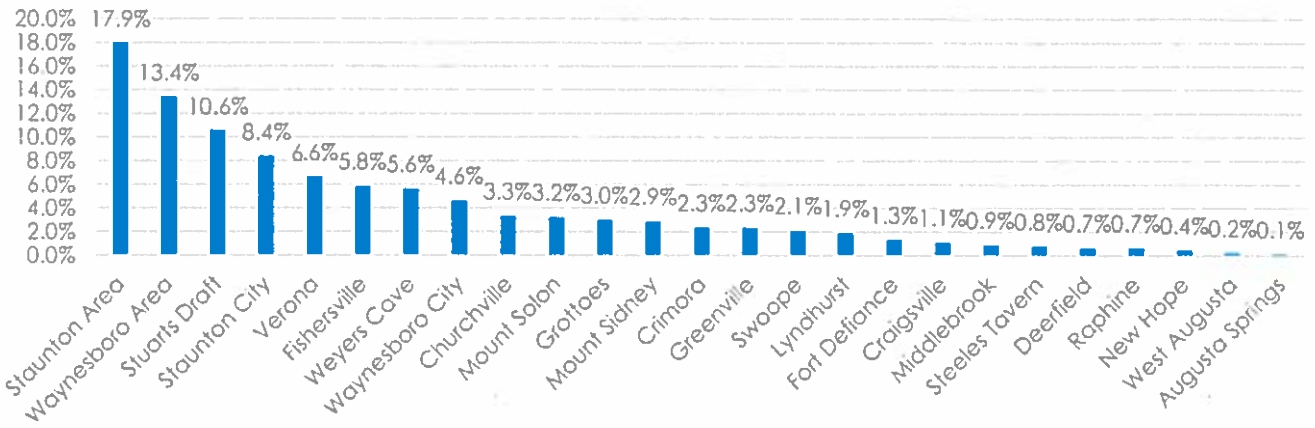
Where Do You Live?

County/City	Total	% of Total
Augusta	791	68.8%
Rockingham	196	17.1%
Staunton	76	6.6%
Waynesboro	42	3.7%
Albemarle	18	1.6%
Page	7	0.6%
Rockbridge	5	0.4%
Nelson	4	0.3%
Shenandoah	3	0.3%
No Response	2	0.2%
Chesterfield	1	0.1%
Frederick	1	0.1%
Hanover	1	0.1%
Onslow, NC	1	0.1%
Sussex, DE	1	0.1%
Total	1149	100.0%



*Based on total survey respondents

Distribution in Augusta County



*Based on survey respondents from Augusta County, Staunton, and Waynesboro

**Staunton Area and Waynesboro Area refer to portions of the respective zip codes lying outside of city boundaries.

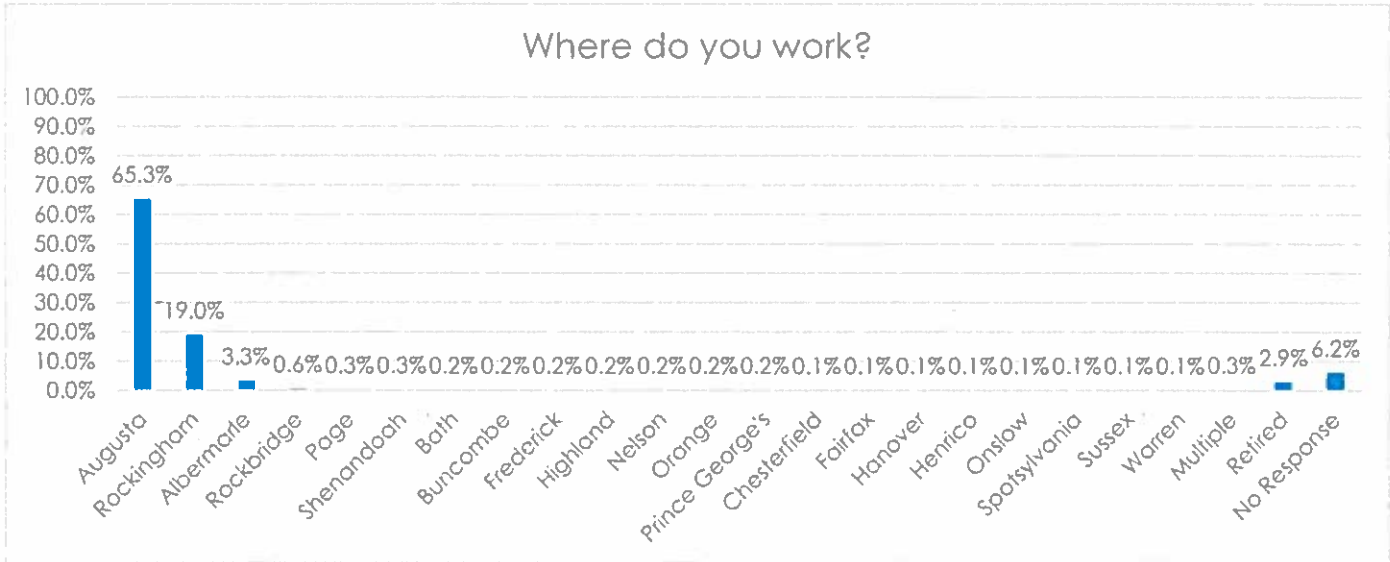
Distribution in Augusta County

Locality/Area	Total	% of Total in AC
Staunton Area	163	17.9%
Waynesboro Area	122	13.4%
Stuarts Draft	96	10.6%
Staunton City	76	8.4%
Verona	60	6.6%
Fishersville	53	5.8%
Weyers Cave	51	5.6%
Waynesboro City	42	4.6%
Churchville	30	3.3%
Mount Solon	29	3.2%
Grottoes	27	3.0%
Mount Sidney	26	2.9%
Crimora	21	2.3%
Greenville	21	2.3%
Swoope	19	2.1%
Lyndhurst	17	1.9%
Fort Defiance	12	1.3%
Craigsville	10	1.1%
Middlebrook	8	0.9%
Steeles Tavern	7	0.8%
Deerfield	6	0.7%
Raphine	6	0.7%
New Hope	4	0.4%
West Augusta	2	0.2%
Augusta Springs	1	0.1%
Total	909	100.0%

*Staunton Area includes areas such as Jolivue and Mint Spring

**Waynesboro Area includes areas such as Ladd and Dooms

Question 3: In what zip code do you work?



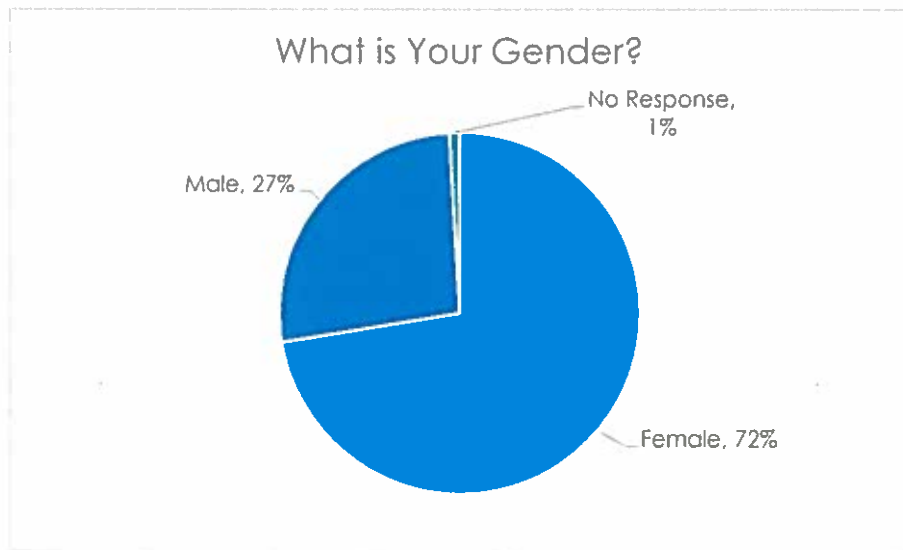
*Based on total survey respondents

**Augusta and Rockingham include all cities and incorporated towns (Staunton, Waynesboro, Harrisonburg, etc.)

Where Do You Work?

County	Total	% of Total
Augusta	750	65.3%
Rockingham	218	19.0%
Albermarle	38	3.3%
Rockbridge	7	0.6%
Page	3	0.3%
Shenandoah	3	0.3%
Bath	2	0.2%
Buncombe	2	0.2%
Frederick	2	0.2%
Highland	2	0.2%
Nelson	2	0.2%
Orange	2	0.2%
Prince George's	2	0.2%
Chesterfield	1	0.1%
Fairfax	1	0.1%
Hanover	1	0.1%
Henrico	1	0.1%
Onslow	1	0.1%
Spotsylvania	1	0.1%
Sussex	1	0.1%
Warren	1	0.1%
Multiple	4	0.3%
Retired	33	2.9%
No Response	71	6.2%
Total	1149	100.0%

Question 4: What is your gender?

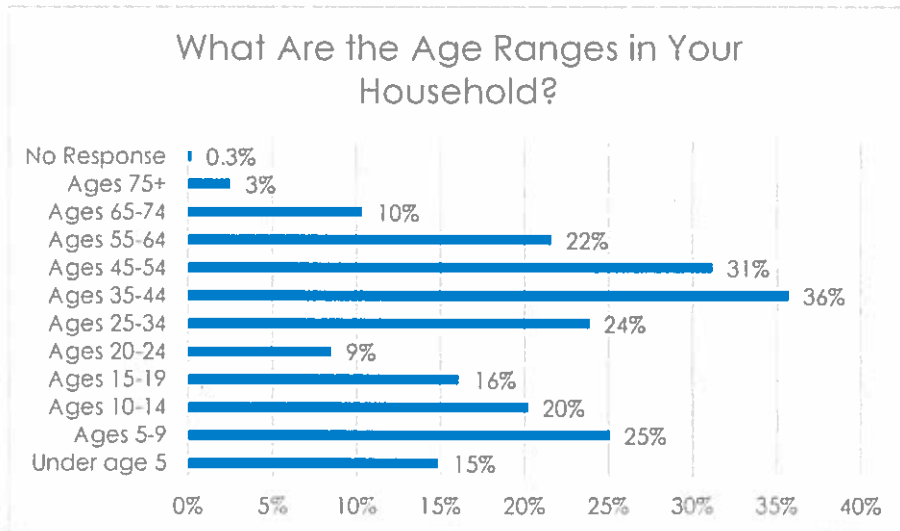


*Based on total survey respondents

What is Your Gender?

Gender	Total	% of Total
Female	832	72%
Male	306	27%
No Response	11	1%
Total	1,149	100%

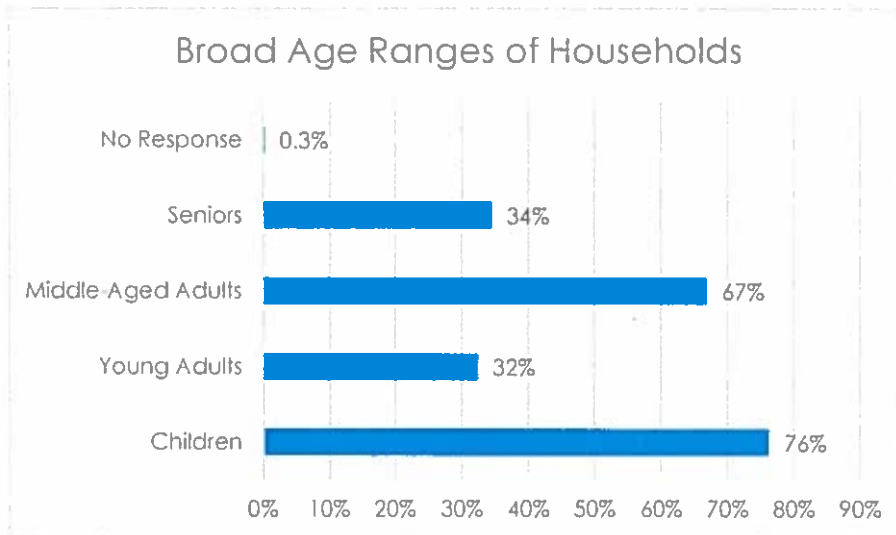
Question 5: What are the age ranges in your household?



Range	Total	% of Total
Under age 5	171	15%
Ages 5-9	288	25%
Ages 10-14	232	20%
Ages 15-19	185	16%
Ages 20-24	98	9%
Ages 25-34	274	24%
Ages 35-44	410	36%
Ages 45-54	358	31%
Ages 55-64	248	22%
Ages 65-74	119	10%
Ages 75+	29	3%
No Response	3	0.3%

*Based on total survey respondents

*Total row not applicable—multiple answers allowed
**Top three categories highlighted

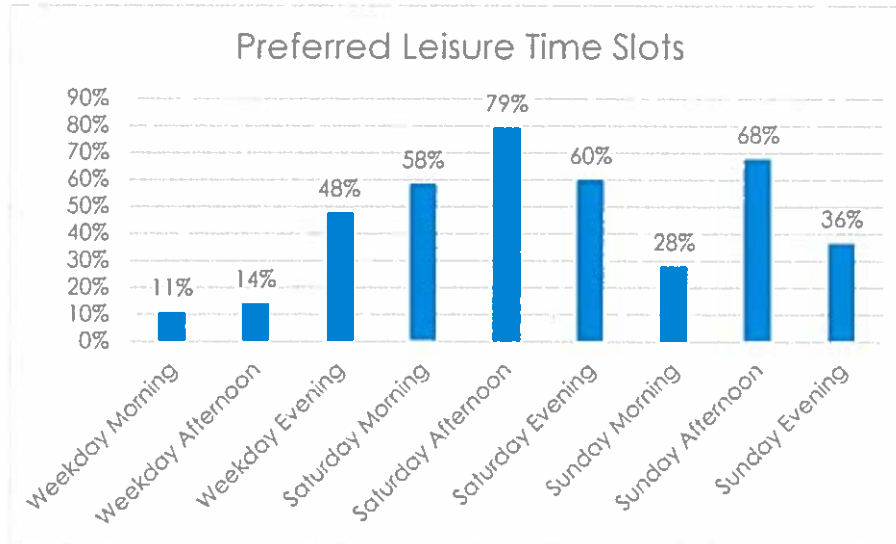


*Based on total survey respondents

Range	Age Range	Total	% of Total
Children	Under age 20	876	76%
Young Adults	Ages 20-34	372	32%
Middle-Aged Adults	Ages 35-54	768	67%
Seniors	Ages 55+	396	34%
No Response		3	0.3%

*Total row not applicable—multiple answers allowed
**Top two categories highlighted

Question 6: When do you or other family members prefer leisure time activities?



*Based on total survey respondents

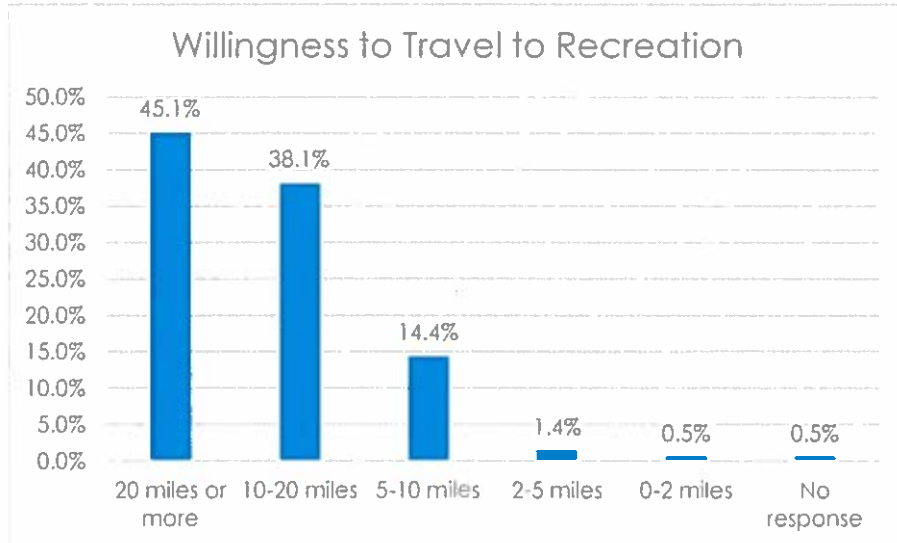
Preferred Leisure Time Slots

Time	Total	% of Total
Weekday Morning	123	11%
Weekday Afternoon	161	14%
Weekday Evening	546	48%
Saturday Morning	668	58%
Saturday Afternoon	908	79%
Saturday Evening	686	60%
Sunday Morning	319	28%
Sunday Afternoon	777	68%
Sunday Evening	418	36%
No Response	2	0.2%

*Total row not applicable—multiple answers allowed

**Top three categories highlighted

Question 7: How far would you or your family members be willing to travel for recreation in Augusta County?



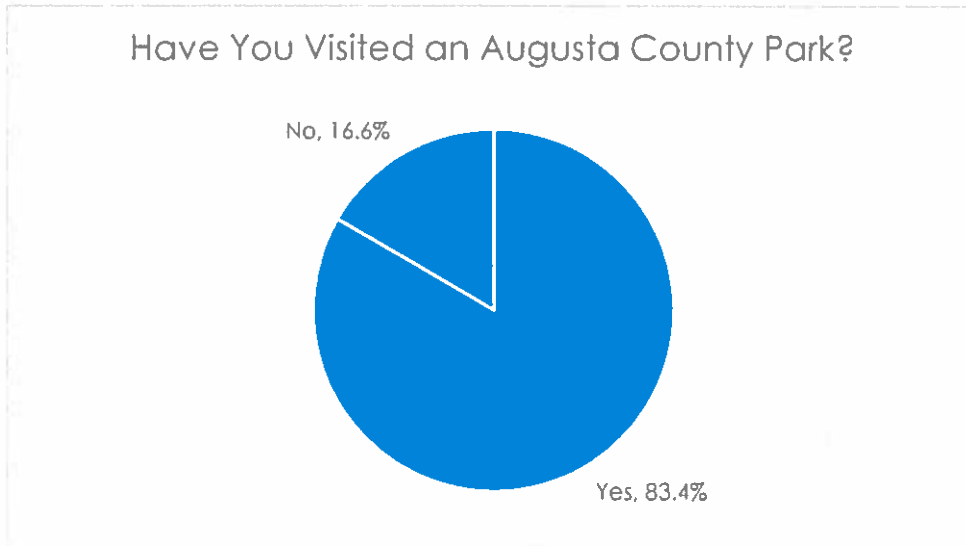
*Based on total survey respondents

Willingness to Travel to Recreation

Distance	Total	% of Total
0-2 miles	6	0.5%
2-5 miles	16	1.4%
5-10 miles	165	14.4%
10-20 miles	438	38.1%
20 miles or more	518	45.1%
No response	6	0.5%
Total	1149	100.0%

*Top two categories highlighted

Question 8: Have you or members of your household visited any of the Augusta County parks during the past year?

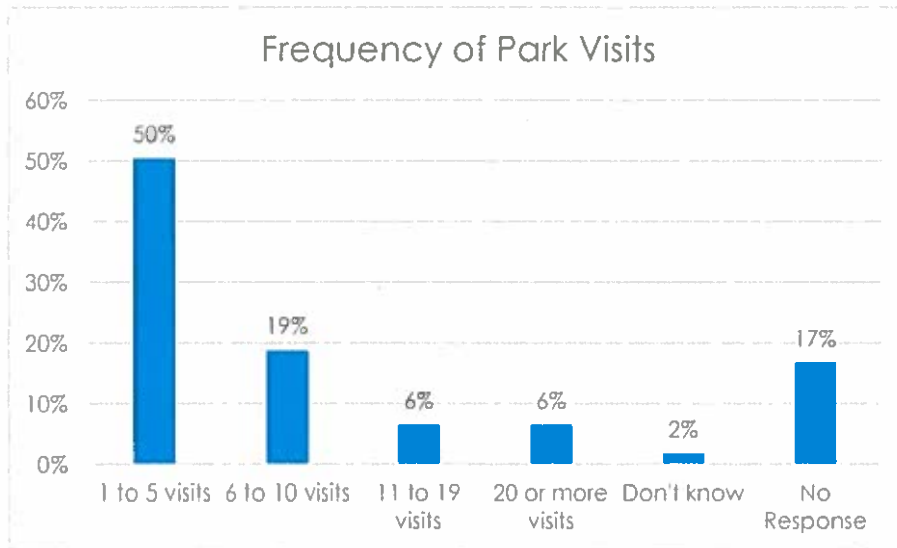


*Based on total survey respondents

Have you visited an Augusta County Park?

Answer	Total	% of Total
Yes	958	83.4%
No	191	16.6%
No Response	0	0.0%
Total	1149	100.0%

Question 9: Approximately how often did you or members of your household visit parks in Augusta County over the past 12 months?



*Based on total survey respondents

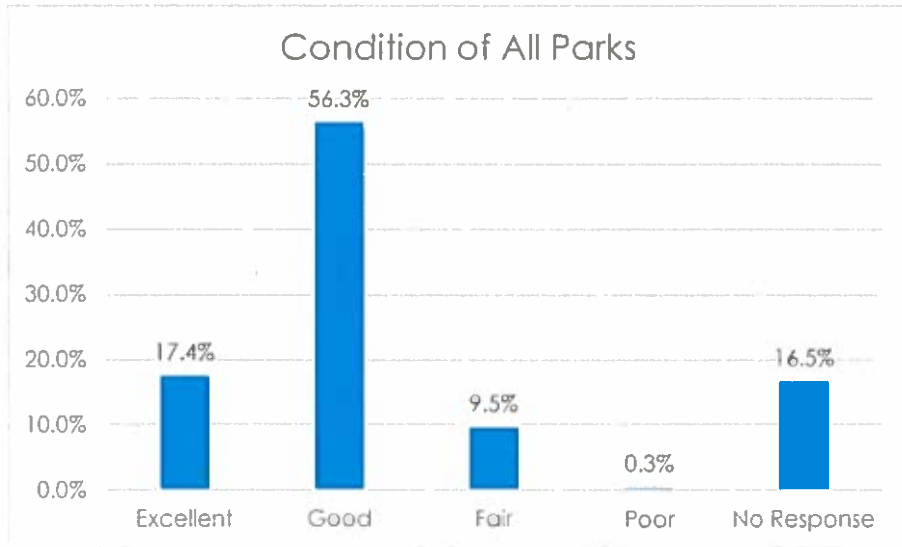
Frequency of Park Visits

<u>Frequency</u>	<u>Total</u>	<u>% of Total</u>
1 to 5 visits	580	50%
6 to 10 visits	216	19%
11 to 19 visits	74	6%
20 or more visits	74	6%
Don't know	20	2%
No Response	191	17%

*Total row not applicable—multiple answers allowed

**Top two categories highlighted

Question 10: Overall how would you rate the physical condition of ALL the Augusta County parks you have visited?



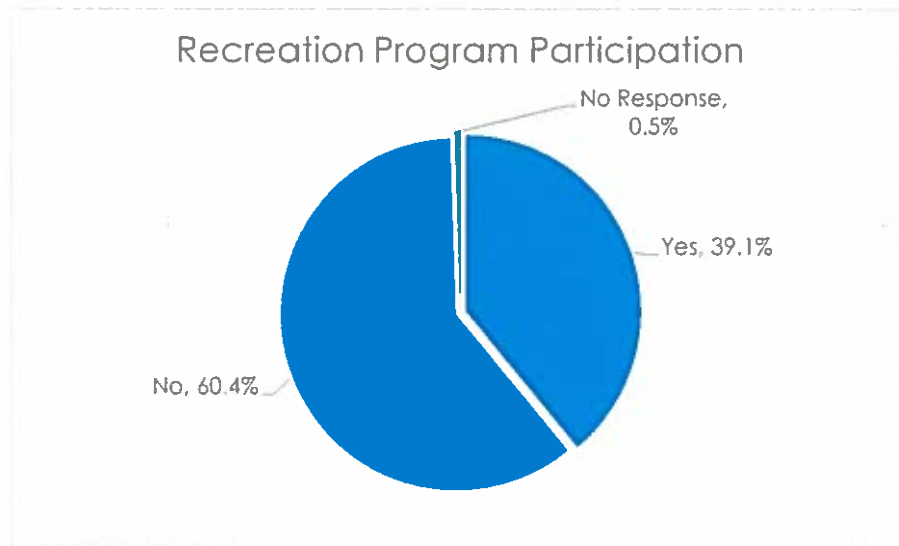
*Based on total survey respondents

Condition of All Parks

Response	Total	% of Total
Excellent	200	17.4%
Good	647	56.3%
Fair	109	9.5%
Poor	3	0.3%
No Response	190	16.5%
Total	1149	100.0%

*Top two categories highlighted

Question 11: Have you or other members of your household participated in any recreation programs offered by the Augusta County Parks and Recreation Department during the past 12 months?

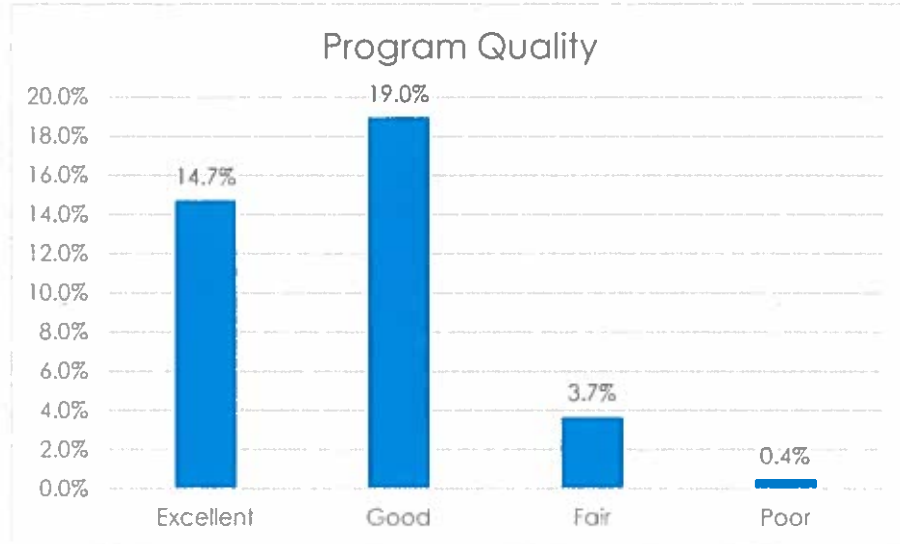


*Based on total survey respondents

**Recreation Program
Participation**

Answer	Total	% of Total
No	694	60.4%
Yes	449	39.1%
No Response	6	0.5%
Total	1149	100.0%

Question 12: How would you rate the overall quality of the programs that you and members of your household have participated in?



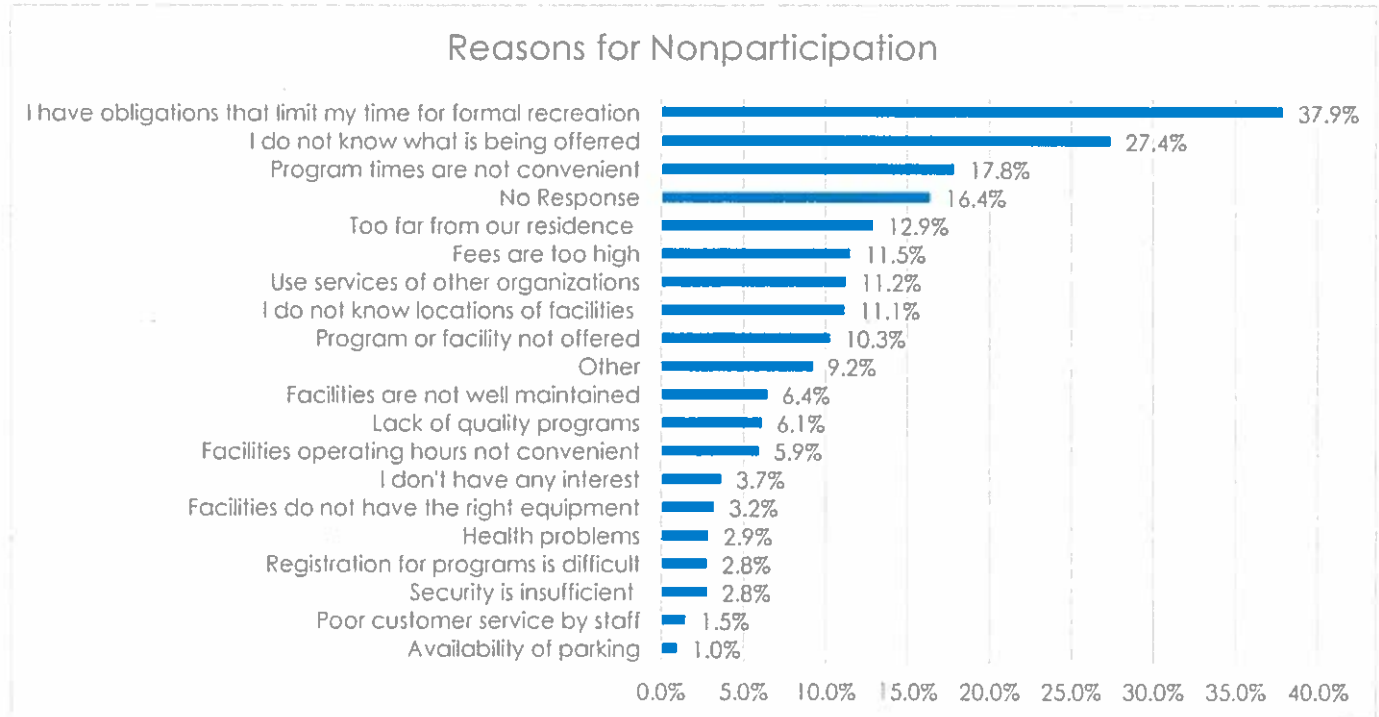
*Based on total survey respondents

Program Quality

Response	Total	% of Total
Excellent	169	14.7%
Good	218	19.0%
Fair	42	3.7%
Poor	5	0.4%
No Response	715	62.2%
Total	1149	100.0%

*Top two categories highlighted

Question 13: What are the reasons that prevent you or other members of your household from using Parks and Recreation Facilities and Programs of the Augusta County Parks and Recreation Department more often?



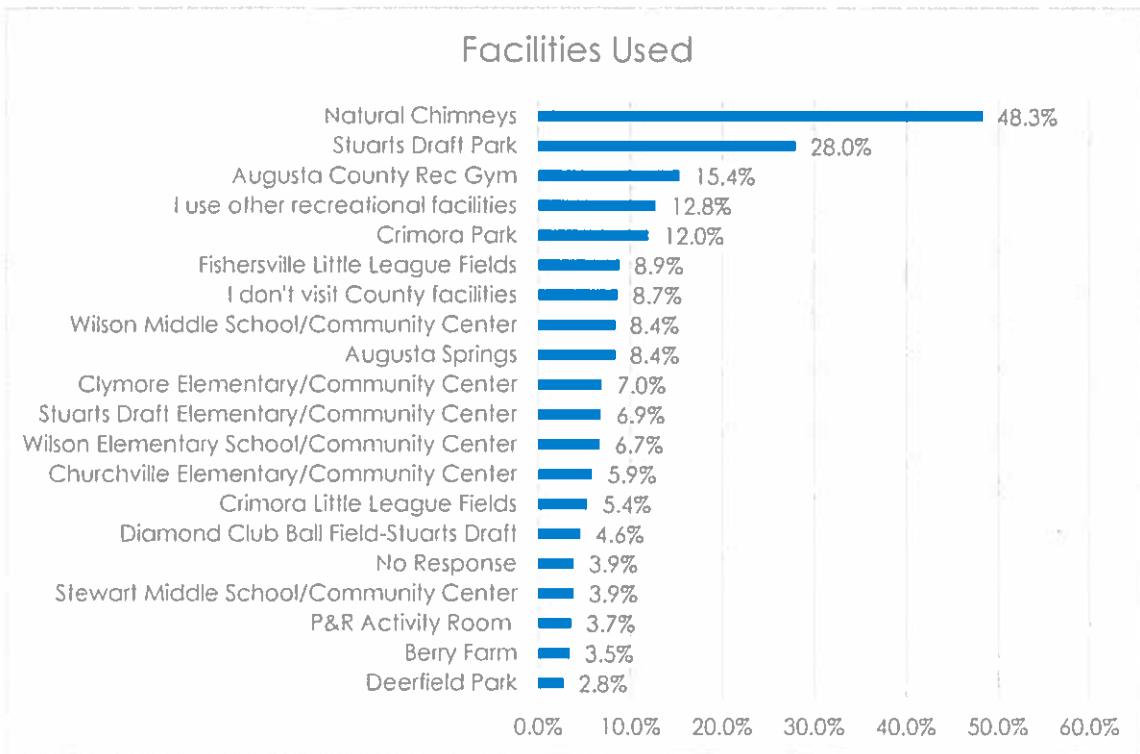
*Based on total survey respondents

Answer	Total	% of Total
I have obligations that limit my time for formal recreation	435	37.9%
I do not know what is being offered	315	27.4%
Program times are not convenient	205	17.8%
No Response	188	16.4%
Too far from our residence	148	12.9%
Fees are too high	132	11.5%
Use services of other organizations	129	11.2%
I do not know locations of facilities	128	11.1%
Program or facility not offered	118	10.3%
Other	106	9.2%
Facilities are not well maintained	74	6.4%
Lack of quality programs	70	6.1%
Facilities operating hours not convenient	68	5.9%
I don't have any interest	42	3.7%
Facilities do not have the right equipment	37	3.2%
Health problems	33	2.9%
Security is insufficient	32	2.8%
Registration for programs is difficult	32	2.8%
Poor customer service by staff	17	1.5%
Availability of parking	11	1.0%

*Total row not applicable—multiple answers allowed

Other Reasons for Non-participation	
Response	Total
Limited time/other obligations	9
Recently relocated to Augusta County	5
Poor service	4
Too far from home	4
Difficult to find event registration online	3
No interest	3
Many programs cancelled due to nonparticipation	3
Do not know about what is offered	3
Not interested in what is offered	3
Limited handicap access	2
Travel often	2
No public outdoor pickleball courts	2
Work late--can't attend weekday programs	2
Lack of facilities	2
Few programs geared toward children <4 yrs. Old	2
Gymnasitics not offered	2
Legally blind	1
No friends to go with	1
All activities/events not listed online	1
Too few pools	1
Better facilities and programs in Rockingham	1
Use Staunton Parks & Rec	1
Use other parks/trails in the county	1
Can't drive after dark	1
Programs not organized well	1
Soccer run by SOCA--charging high fees	1
Berry farm no longer open to hikers	1
Limited seating on bus trips	1
Classes fill up quickly	1
Basketball league keeps getting cancelled	1
Need a public pool	1
Soccer fields are rough	1
Classes were too crowded	1
High fees	1
Age	1
Health	1
Rec gym bees and birds	1
Need more pickleball opportunities	1

Question 14: Which recreation facilities in Augusta County have you used or visited in the past year?

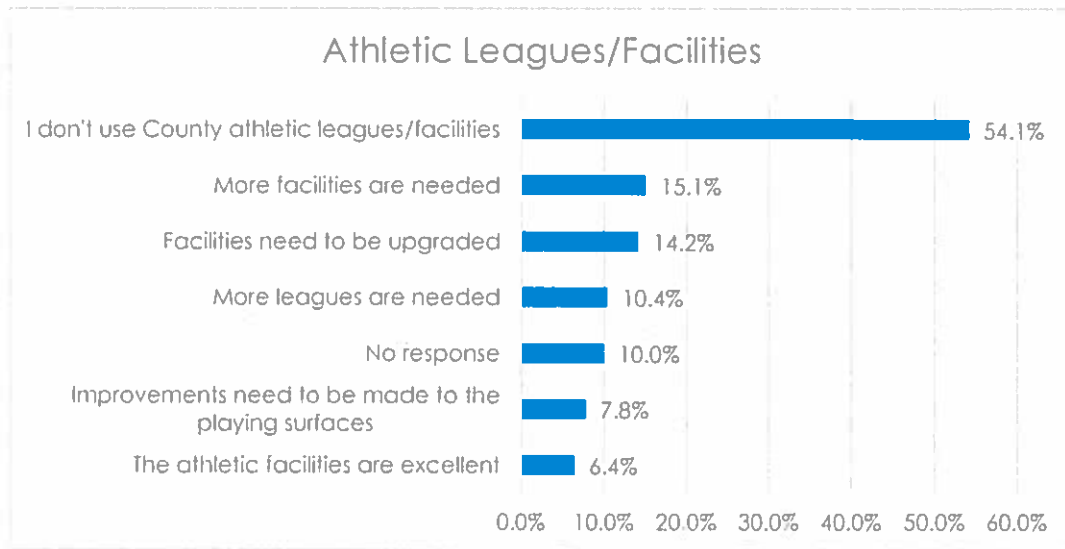


*Based on total survey respondents

Facilities Used		
Facility	Total	% of Total
Natural Chimneys	555	48.3%
Stuarts Draft Park	322	28.0%
Augusta County Rec Gym	177	15.4%
I use other recreational facilities	147	12.8%
Crimora Park	138	12.0%
Fishersville Little League Fields	102	8.9%
I don't visit County facilities	100	8.7%
Augusta Springs	97	8.4%
Wilson Middle School/Community Center	97	8.4%
Clymore Elementary/Community Center	80	7.0%
Stuarts Draft Elementary/Community Center	79	6.9%
Wilson Elementary School/Community Center	77	6.7%
Churchville Elementary/Community Center	68	5.9%
Crimora Little League Fields	62	5.4%
Diamond Club Ball Field-Stuarts Draft	53	4.6%
Stewart Middle School/Community Center	45	3.9%
No Response	45	3.9%
P&R Activity Room	42	3.7%
Berry Farm	40	3.5%
Deerfield Park	32	2.8%

*Total row not applicable—multiple answers allowed

Question 15: What statement(s) best express the way you feel about the Augusta County Parks and Recreation Department’s athletic leagues/facilities?



*Based on total survey respondents

Athletic Leagues/Facilities		
Statement	Total	% of Total
I don't use County athletic leagues/facilities	622	54.1%
More facilities are needed	173	15.1%
Facilities need to be upgraded	163	14.2%
More leagues are needed	120	10.4%
No response	115	10.0%
Improvements need to be made to the playing surfaces	90	7.8%
The athletic facilities are excellent	74	6.4%

*Total row not applicable—multiple answers allowed

Question 16: Of the recreation facilities you visited in this past year, what changes or improvements, if any, would you like to see?

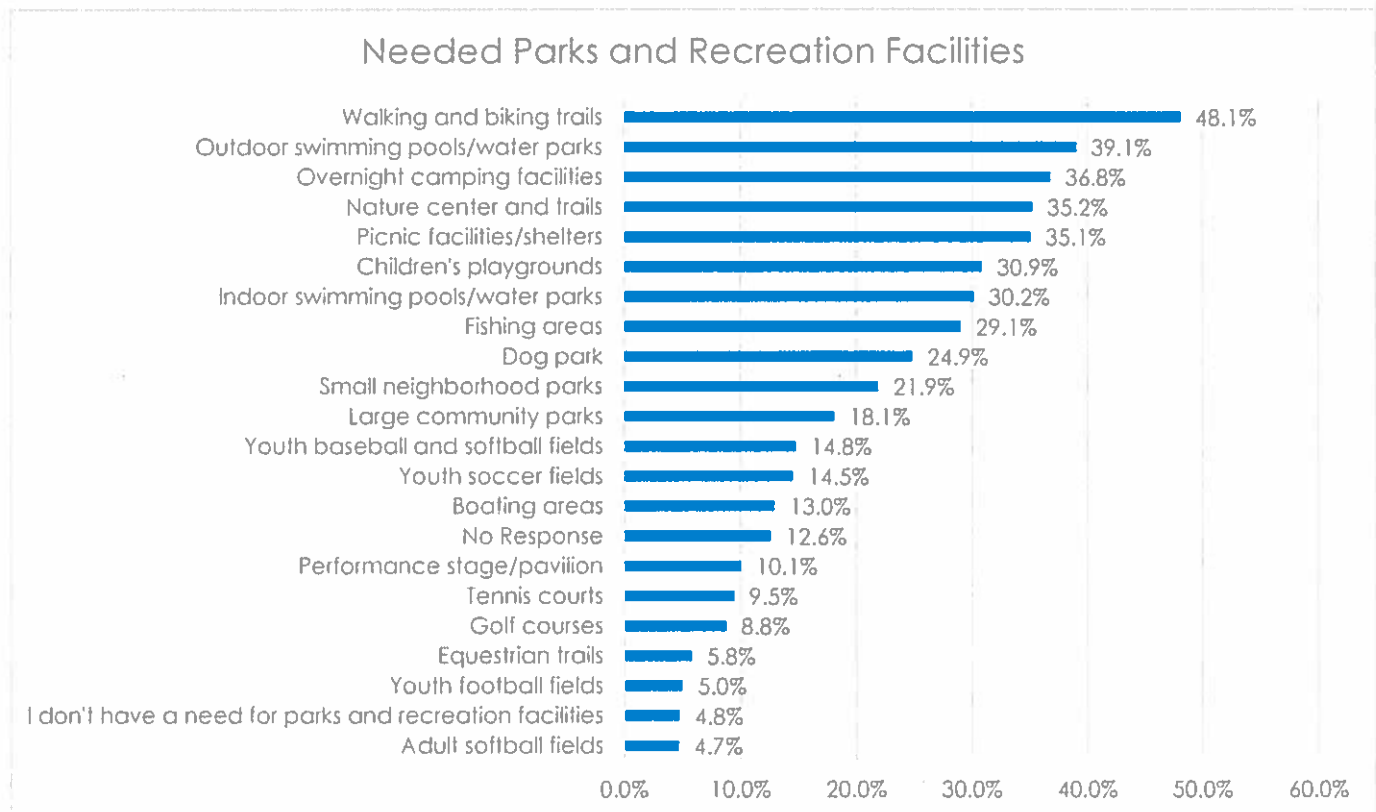
No Suggestions		
	No suggested changes	230
Augusta Springs Park		
	More equipment for children	3
	Electricity at pavilions	1
	Additional picnic tables	1
	Additional wildlife feeding stations	1
	Paved track with soccer field in the middle	1
	Indoor facility and a community pool	1
	More bathrooms	1
	More gravel on path	1
	Full size basketball court	1
	Community garden area	1
	More trees	1
	More parking	1
	Disc golf course	1
Crimora Park		
	More picnic tables and grills (particularly by the river)	3
	Keep restrooms unlocked	1
	Fishing paths	1
	More staffing	1
	More frequent trash pickup	1
	Lighting on playground	1
	Better security	1
	More activities for 16 year olds	1
	Trash receptacle at the river	1
	More pavilions	1
	Much needed improvements to everything	1
	Update playground equipment	1
	Benches by the river	1
	Bycicle trail	1
	Parking needs to be controlled. People park on both sides of the road during baseball games	1
	Paved bike path	1

Stuarts Draft Park and Pool		
More pool chairs		5
Additional playground equipment		5
Add permanent bathrooms		4
Time for adult lap swim when not open for regular admittance		1
More shaded areas		1
Rocks are unstable walking surface		1
Trees or canopy over playground to keep equipment from getting hot in the summer		1
Soccer field needs improvement		1
More of a "natural" atmosphere--a trail or better scenery		1
Hours for swim lessons, times kids can swim without large amounts of daycares		1
Better parking		1
Better use of time by staff		1
Lower pool fees		1
Cleaner bathrooms-porta johns are often dirty		1
Water play area for younger kids		1
Dog park		1
Lights for evening practices		1
Widen road		1
Cleaner		1
Better hours		1
Berry Farm		
Reopen to hikers and walkers		1
Horse trails		1
Better use of land. Verona has few options for Rec areas		1
Expand hunting opportunities		1
Allow hunting to more than 25 hunters		1
Allow hunting to begin on the first day of archery season		1
Improved trail system		1
Disc golf course		1
Benches		1
Dog park		1
More programs offered		1
East side of property used		1

Natural Chimneys Park and Pool Continued	
General upkeep, including trails	1
Lower pool fees	1
Add suncover to pool	1
More chairs at pool	1
Add warm-water pool for exercise	1
Add water play area for kids	1
Better communication about pool hours and fees	1
Upgrade RV electric and water hookups	1
More electric hookups	1
Fix leaking water spigots	1
Level out some sites for big rigs	1
Handicapped bathroom	1
Add bathrooms	1
Add shower house near "D" loop	1
Add cable service	1
Mow the Z lot better	1
Fills up too fast for Halloween weekends	1
Have karaoke on the weekends	1
Have a DJ	1
Halloween not open to the public	1
Cheaper firewood	1
Fees should not be higher for holiday weekends	1
Allow refunds	1
Allow people to reserve more than one site at a time	1
Online reservations	1
Enforce campground rules	1
Add rules regarding guest behavior	1
Add handicapped areas	1
River paths	1
Add hiking trails	1
Fix bike trail	1
Replace picnic tables	1
Deerfield Park	
Being able to use the track after dark--lighting	1
P&R Activity Room--Govt. Center	
Cramped, needs better storage	1

Augusta County Rec Gym		
General upgrade needed/modernization		16
New gym floor/resurface		4
Better cleaning/maintenance		3
update temperature control		3
Bees at upper back door		2
Update bathrooms		2
Information on renting facility and availability not easily found		1
More fans during warm months		1
Year round pickleball		1
Offer gymnastic classes again		1
Blinds on windows to block sun		1
Improved heating system		1
Churchville Elementary/Community Center		
More outside facilities for walking/running		1
Clymore Elementary/Community Center		
Playing field is rough		2
More sports practice fields		1
Offer christmas break recreation for kids		1
Staff training		1
Stuarts Draft Elementary/Community Center		
More homework help, staff handling issues better		2
More picnic/grilling spaces		1
Place for kids to hand up coats and backpacks		1
Better lighting		1
Stewart Middle School/Community Center		
Playing field needs improvement		3
Needs to offer sports for middle school aged children		2
Softball field		1
Wilson Middle School/Community Center		
Poor supervision by staff and poor behavior by parents and participants both youth and adult		1
Seating for parents during practice is limited		1
Need middle school sports		1
Need water fountains at soccer fields		1
Wilson Elementary School/Community Center		
Seating for parents during practice is limited		1

Question 17: Please check all that apply if you or any member of your household have need for each of the parks and recreational facilities listed below.



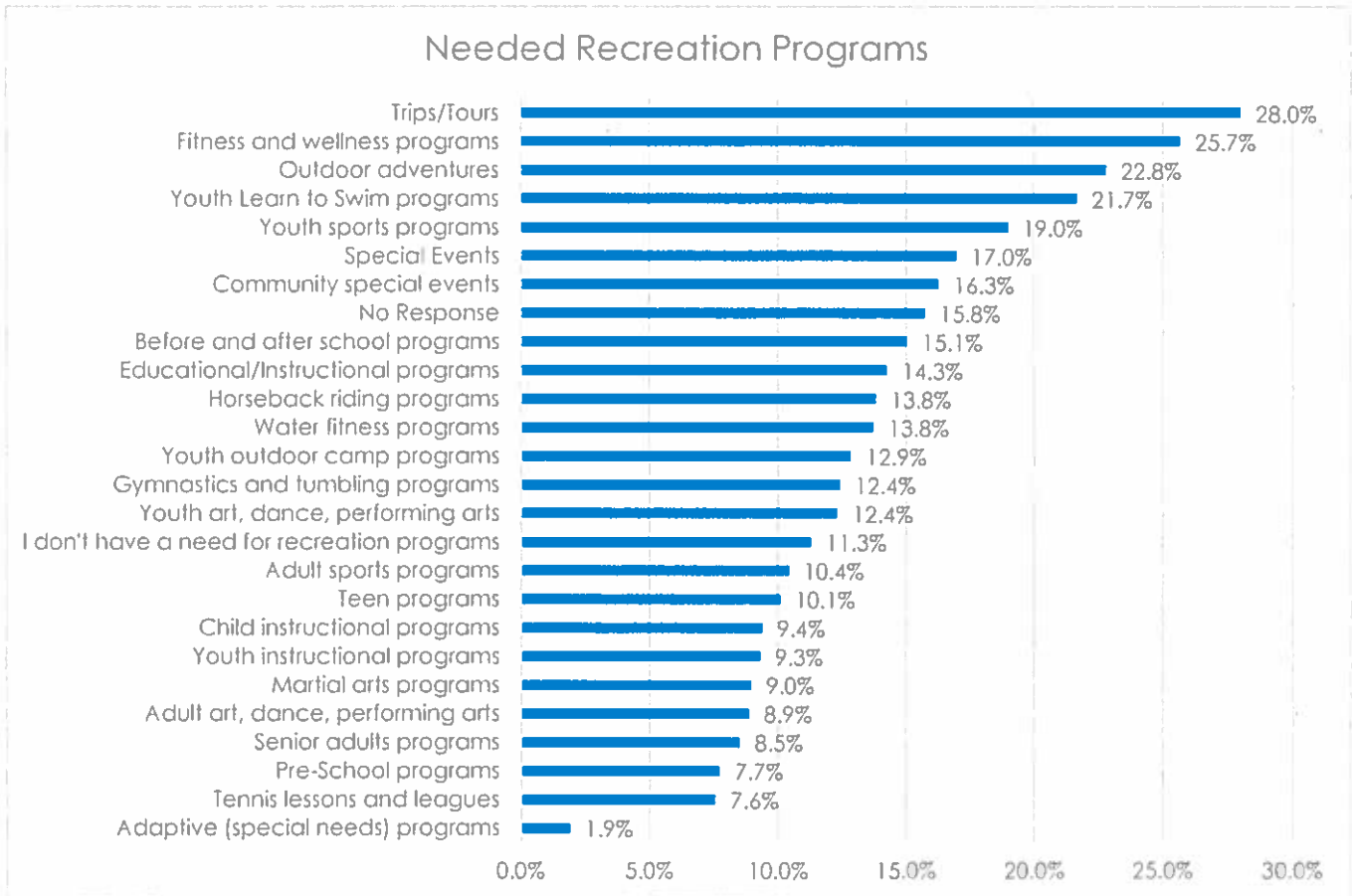
*Based on total survey respondents

Needed Parks and Recreation Facilities		
Response	Total	% of Total
Walking and biking trails	553	48.1%
Outdoor swimming pools/water parks	449	39.1%
Overnight camping facilities	423	36.8%
Nature center and trails	405	35.2%
Picnic facilities/shelters	403	35.1%
Children's playgrounds	355	30.9%
Indoor swimming pools/water parks	347	30.2%
Fishing areas	334	29.1%
Dog park	286	24.9%
Small neighborhood parks	252	21.9%
Large community parks	208	18.1%
Youth baseball and softball fields	170	14.8%
Youth soccer fields	167	14.5%
Boating areas	149	13.0%
No Response	145	12.6%
Performance stage/pavilion	116	10.1%
Tennis courts	109	9.5%
Golf courses	101	8.8%
Equestrian trails	67	5.8%
Youth football fields	58	5.0%
I don't have a need for parks and	55	4.8%
Adult softball fields	54	4.7%

*Total row not applicable—multiple answers allowed

Other Parks and Facilities Needs	
Other	Total
Pickleball courts indoor and outdoor	13
Disc golf	4
Basketball courts	3
Multipurpose community center--courts, fitness area, concert venue, etc.	3
Horseshoe pits	1
Park and kayak launch on Middle River	1
School gym	1
Volleyball facilities	1
Tennis court with single player hitting wall	1
Labrynth	1
Climbing course	1
Park in Verona	1
Soccer fields	1
Toddler playground	1
Youth facilities	1
Handicap activities	1
Adult rec volleyball leagues	1
Beautiful landscaping and benches	1
Biking and walking friendly areas	1
Running tracks/exercise trails	1
Splash park	1
Improved pavilion at Natural Chimneys	1
Water ways for motor powered boats	1
Non-motor boating areas	1

Question 18: Please check all that apply if you or any member of your household have a need for each of the recreation programs listed below.



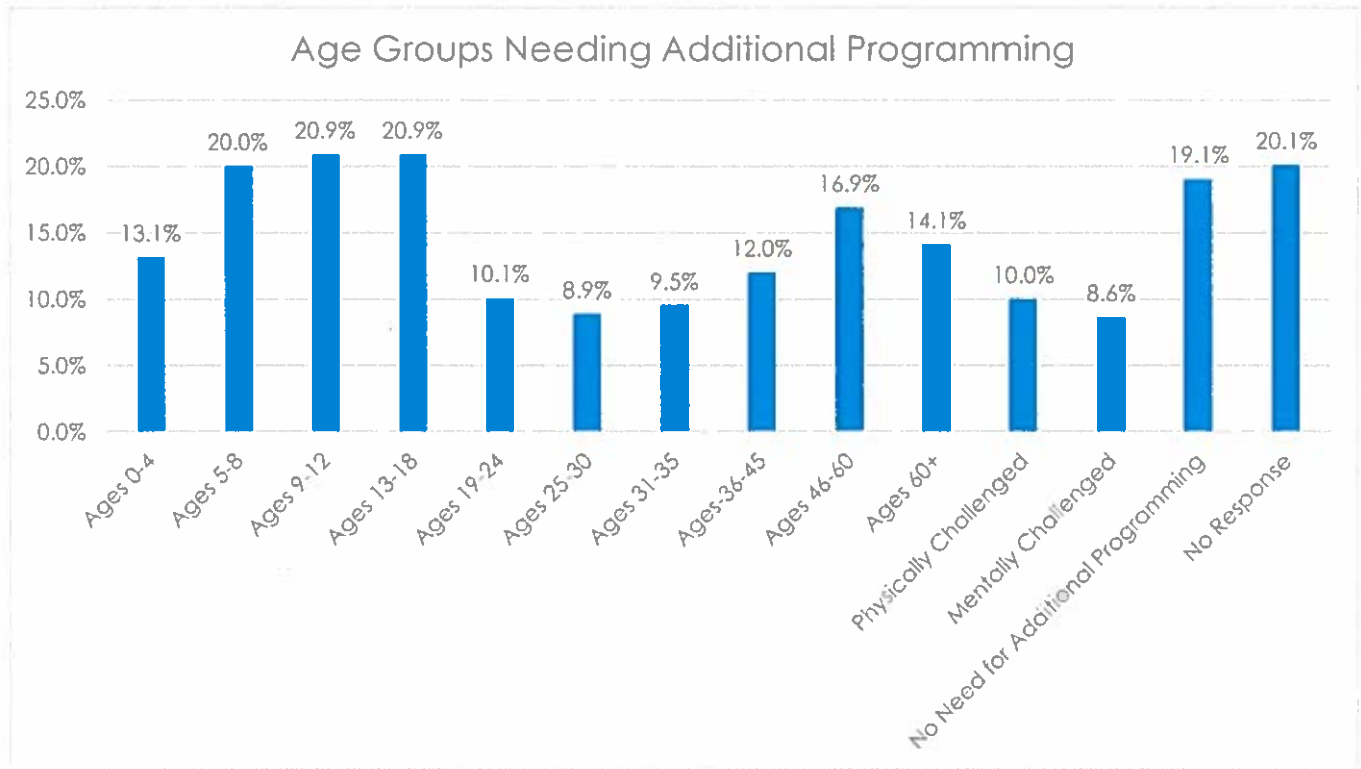
*Based on total survey respondents

Needed Recreation Programs		
Response	Total	% of Total
Trips/Tours	322	28.0%
Fitness and wellness programs	295	25.7%
Outdoor adventures	262	22.8%
Youth Learn to Swim programs	249	21.7%
Youth sports programs	218	19.0%
Special Events	195	17.0%
Community special events	187	16.3%
No Response	181	15.8%
Before and after school programs	173	15.1%
Educational/Instructional programs	164	14.3%
Horseback riding programs	159	13.8%
Water fitness programs	158	13.8%
Youth outdoor camp programs	148	12.9%
Gymnastics and tumbling programs	143	12.4%
Youth art, dance, performing arts	142	12.4%
I don't have a need for recreation programs	130	11.3%
Adult sports programs	120	10.4%
Teen programs	116	10.1%
Child instructional programs	108	9.4%
Youth instructional programs	107	9.3%
Martial arts programs	103	9.0%
Adult art, dance, performing arts	102	8.9%
Senior adults programs	98	8.5%
Pre-School programs	89	7.7%
Tennis lessons and leagues	87	7.6%
Adaptive (special needs) programs	22	1.9%

*Total row not applicable—multiple answers allowed

Other Recreation Program Needs	
Response	Total
Pickleball instruction/programs	5
Male volleyball leagues	1
Computer classes	1
Drama programs	1
Gymnastics	1
Soccer team	1
Swim lessons for 5 year olds	1
Pickup pickleball	1
Yoga	1
Skateboard camps	1
Summer camp for middle schoolers	1
Dog training courses	1
CPR/First Aid courses	1
Summer child care for older children	1
Volleyball	1
Dance opportunities (ballroom, swing, salsa)	1
Aquatic opportunities for handicapped	1
Adult swimming lessons	1
Youth cooking programs	1
Pickleball league	1
Tutoring	1
Foraging/survival	1
Tours of trails and places in the county	1
Non-VCA cheer	1
Shag dance lessons	1
After school programs for middle schoolers	1

Question 19: For which age groups should the County provide additional programming?



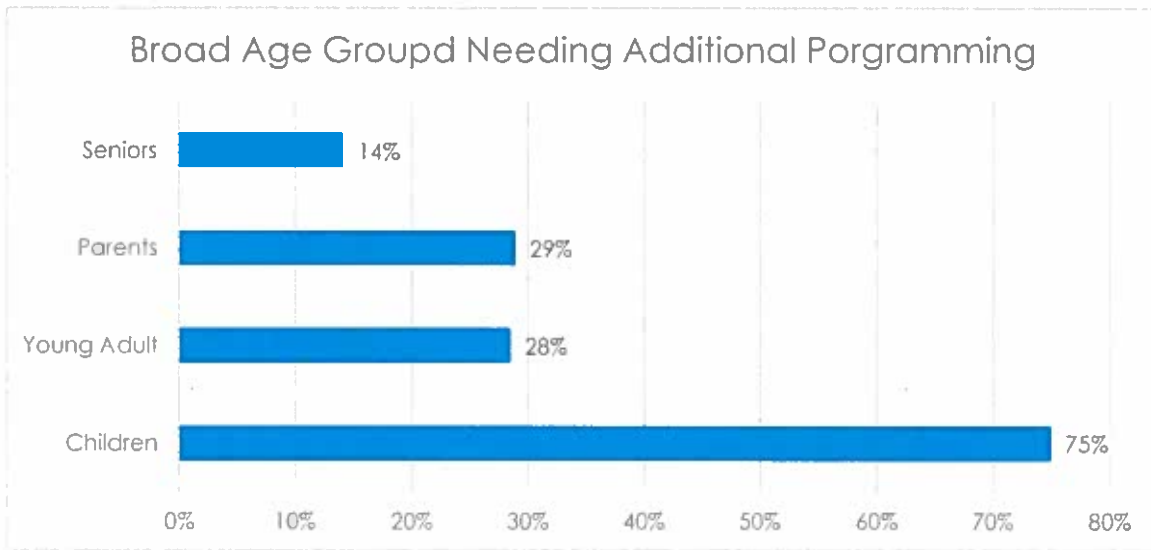
*Based on total survey respondents

Age Groups Needing Additional Programming

Response	Total	% of Total
Ages 0-4	151	13.1%
Ages 5-8	230	20.0%
Ages 9-12	240	20.9%
Ages 13-18	240	20.9%
Ages 19-24	116	10.1%
Ages 25-30	102	8.9%
Ages 31-35	109	9.5%
Ages 36-45	138	12.0%
Ages 46-60	194	16.9%
Ages 60+	162	14.1%
Physically Challenged	115	10.0%
Mentally Challenged	99	8.6%
No Need for Additional Programming	219	19.1%
No Response	231	20.1%

*Total row not applicable—multiple answers allowed

**Top three categories highlighted



*Based on total survey respondents

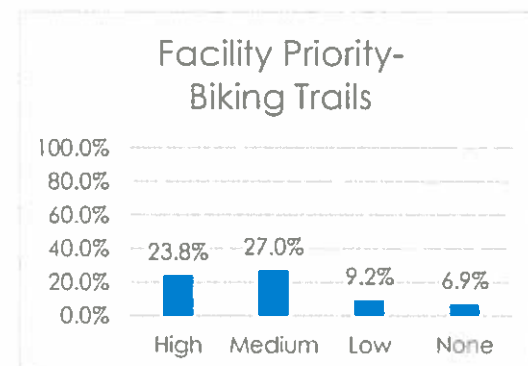
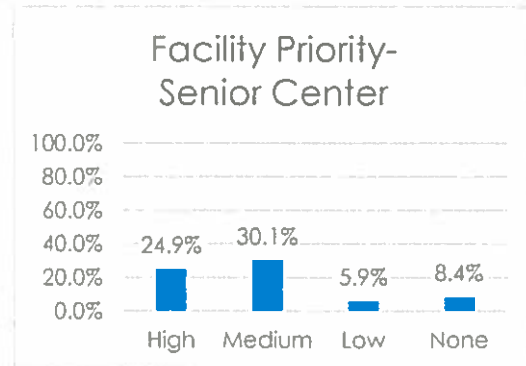
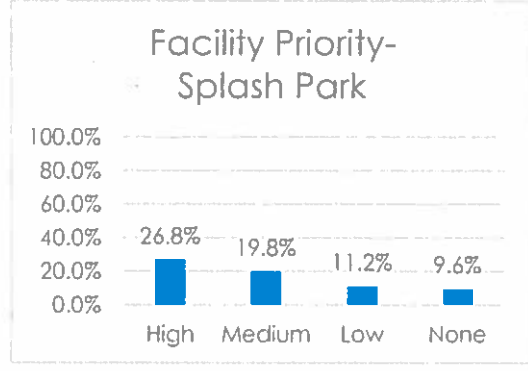
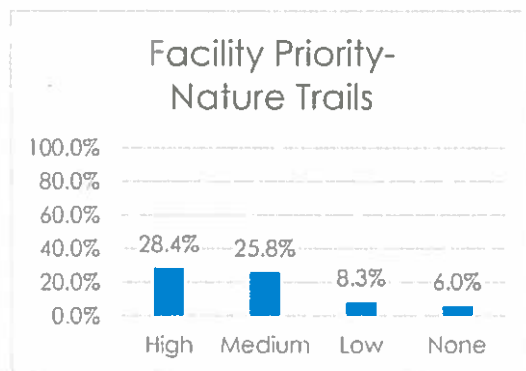
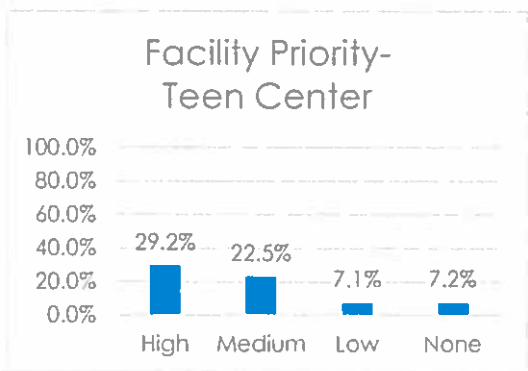
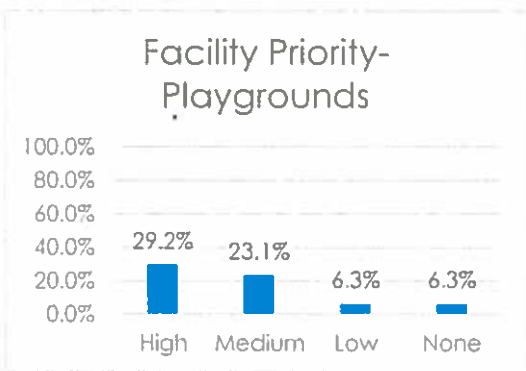
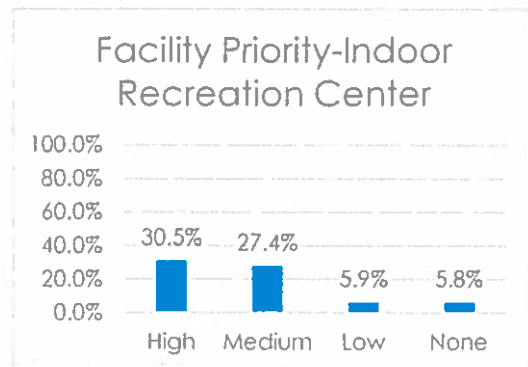
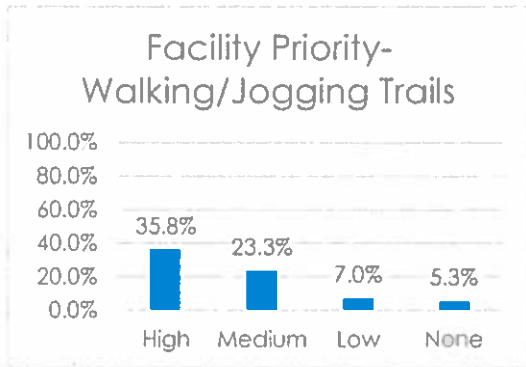
Broad Age Groups Needing Additional Programming

Range	Age Range	Total	% of Total
Children	Ages 0-18	861	74.9%
Young Adult	Ages 19-35	327	28.5%
Parents	Ages 36-60	332	28.9%
Seniors	Ages 60+	162	14.1%
No Response		231	20.1%

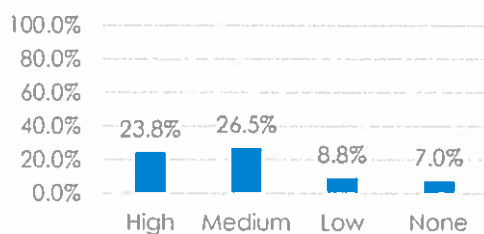
*Total row not applicable—multiple answers allowed

**Top two categories highlighted

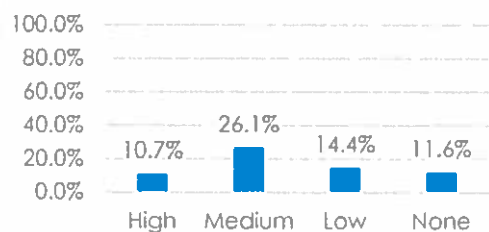
Question 20: Please indicate the level of priority you feel each potential facility should receive? *All percentages based on total survey respondents



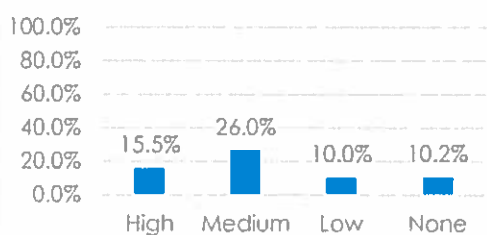
Facility Priority-Picnic Facilities/Shelters



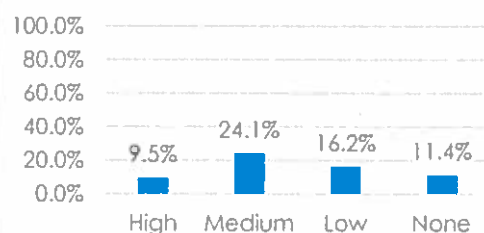
Facility Priority-Basketball Courts



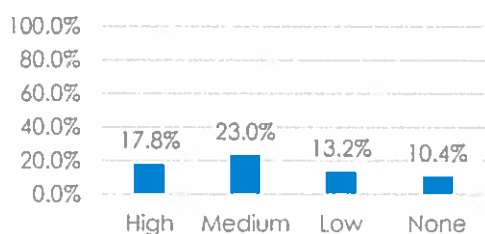
Facility Priority-Multipurpose Fields



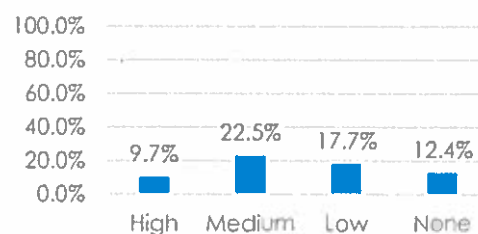
Facility Priority-Soccer Fields



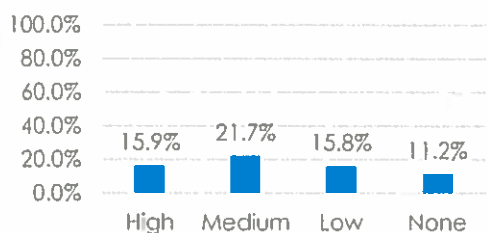
Facility Priority-Nature Center



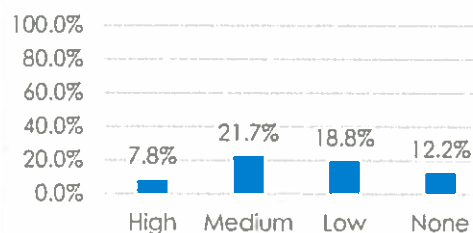
Facility Priority-Baseball Fields

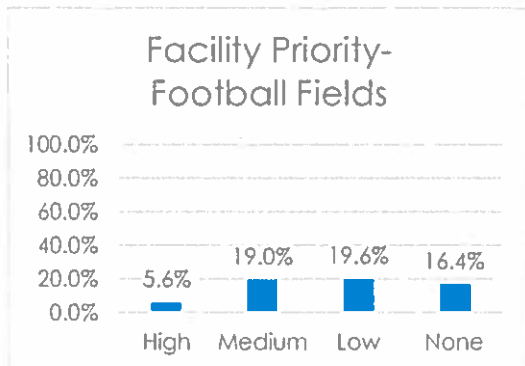
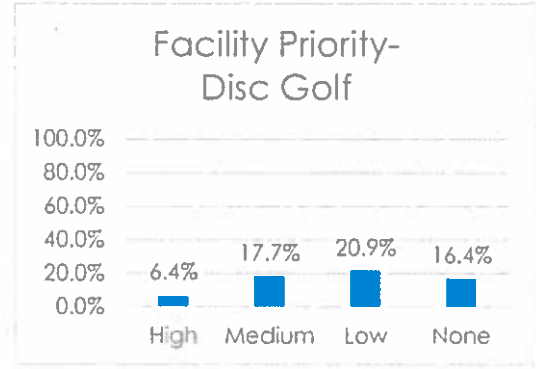
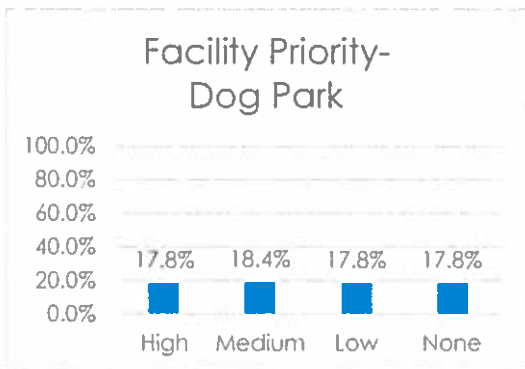
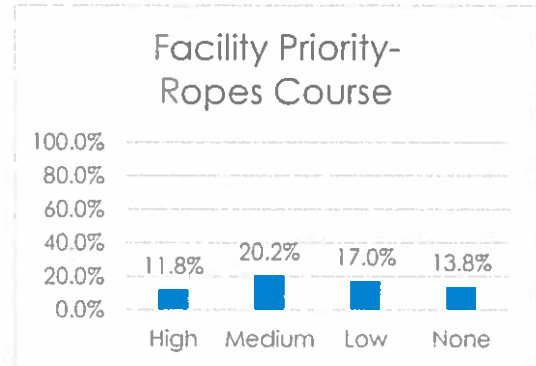
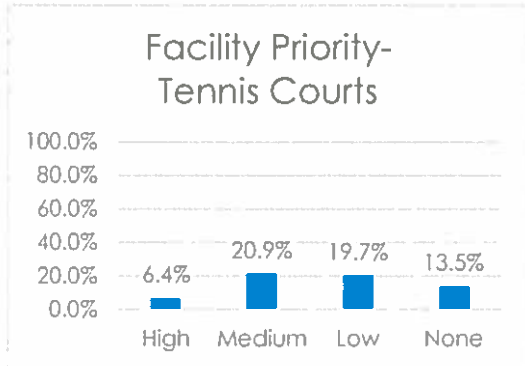


Facility Priority-Outdoor Amphitheatre



Facility Priority-Softball Fields





Facility Priority Ranking

Rank	Facility
High Priority	
1	Walking/Jogging Trails
2	Indoor Rec Center
3	Playgrounds
4	Teen Center
5	Nature Trails
6	Splash Park
Medium Priority	
7	Senior Center
8	Biking Trails
9	Picnic Facilities
10	Basketball Courts
11	Multipurpose Fields
12	Soccer Fields
13	Nature Center
14	Baseball Fields
15	Outdoor Amphitheatre
16	Softball Fields
17	Tennis Courts
18	Ropes Course
19	Dog Park
Low Priority	
20	Disc Golf
21	Football Fields

Potential Facilities Priority

Facility	Priority	Total	% of Total
High Priority			
Walking/Jogging Trails			
	High	411	35.8%
	Medium	268	23.3%
	Low	80	7.0%
	None	61	5.3%
	Total	820	71.4%
Indoor Recreation Center			
	High	351	30.5%
	Medium	315	27.4%
	Low	68	5.9%
	None	67	5.8%
	Total	801	69.7%
Playgrounds			
	High	336	29.2%
	Medium	265	23.1%
	Low	72	6.3%
	None	72	6.3%
	Total	745	64.8%
Teen Center			
	High	335	29.2%
	Medium	259	22.5%
	Low	82	7.1%
	None	83	7.2%
	Total	759	66.1%
Nature Trails			
	High	326	28.4%
	Medium	296	25.8%
	Low	95	8.3%
	None	69	6.0%
	Total	786	68.4%
Splash Park			
	High	308	26.8%
	Medium	228	19.8%
	Low	129	11.2%
	None	110	9.6%
	Total	775	67.4%
Medium Priority			
Senior Center			
	High	286	24.9%
	Medium	346	30.1%
	Low	68	5.9%
	None	96	8.4%
	Total	796	69.3%
Biking Trails			
	High	274	23.8%
	Medium	310	27.0%
	Low	106	9.2%
	None	79	6.9%
	Total	769	66.9%
Picnic Facilities/shelters			
	High	274	23.8%
	Medium	305	26.5%
	Low	101	8.8%
	None	81	7.0%
	Total	761	66.2%
Basketball Courts			
	High	123	10.7%
	Medium	300	26.1%
	Low	165	14.4%
	None	133	11.6%
	Total	721	62.8%

Multipurpose Fields			
	High	178	15.5%
	Medium	299	26.0%
	Low	115	10.0%
	None	117	10.2%
	Total	709	61.7%
Soccer Fields			
	High	109	9.5%
	Medium	277	24.1%
	Low	186	16.2%
	None	131	11.4%
	Total	703	61.2%
Nature Center			
	High	204	17.8%
	Medium	264	23.0%
	Low	152	13.2%
	None	119	10.4%
	Total	739	64.3%
Baseball Fields			
	High	112	9.7%
	Medium	259	22.5%
	Low	203	17.7%
	None	142	12.4%
	Total	716	62.3%
Outdoor Amphitheatre			
	High	183	15.9%
	Medium	249	21.7%
	Low	181	15.8%
	None	127	11.2%
	Total	742	64.6%
Softball Fields			
	High	90	7.8%
	Medium	249	21.7%
	Low	216	18.8%
	None	140	12.2%
	Total	695	60.5%
Tennis Courts			
	High	74	6.4%
	Medium	240	20.9%
	Low	226	19.7%
	None	155	13.5%
	Total	695	60.5%
Ropes Course			
	High	136	11.8%
	Medium	232	20.2%
	Low	195	17.0%
	None	158	13.8%
	Total	721	62.8%
Dog Park			
	High	204	17.8%
	Medium	211	18.4%
	Low	205	17.8%
	None	205	17.8%
	Total	825	71.8%
Low Priority			
Disc Golf			
	High	73	6.4%
	Medium	203	17.7%
	Low	240	20.9%
	None	189	16.4%
	Total	705	61.4%
Football Fields			
	High	64	5.6%
	Medium	218	19.0%
	Low	225	19.6%
	None	189	16.4%
	Total	696	60.6%
No Response			
		206	17.9%

Question 21: If additional land was acquired or developed for park and program development, where would be the best location?

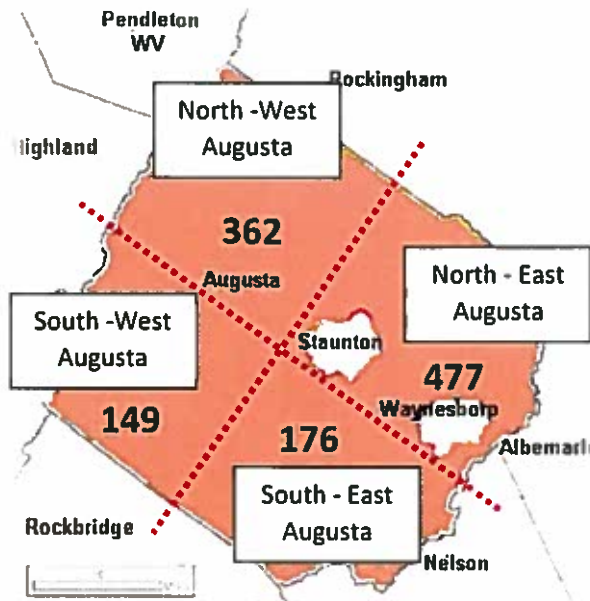


*Based on total survey respondents

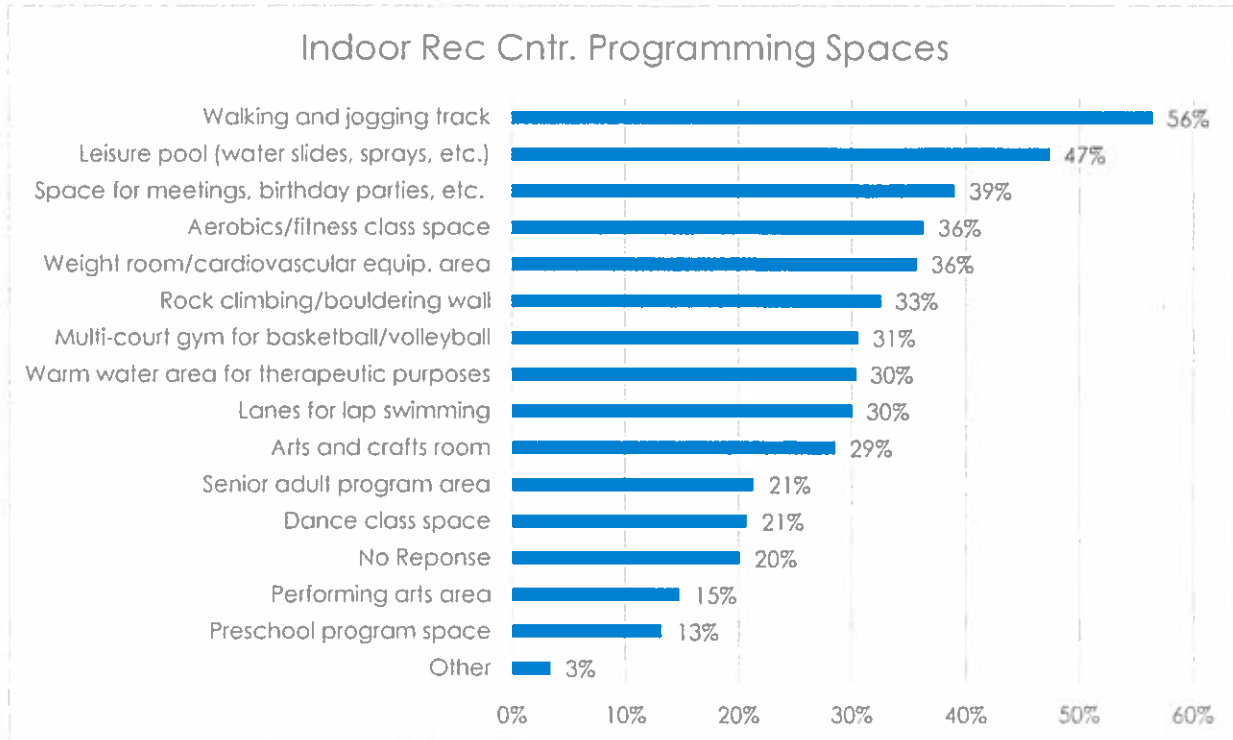
Additional Land Location

Response	Total	% of Total
North-East	477	42%
North-West	362	32%
South-East	176	15%
South-West	149	13%
No Response	187	16%

*Total row not applicable—multiple answers allowed



Question 22: If the county were to develop a new indoor community recreation center, from the following list, please check all the potential indoor programming spaces you and members of your household would use.



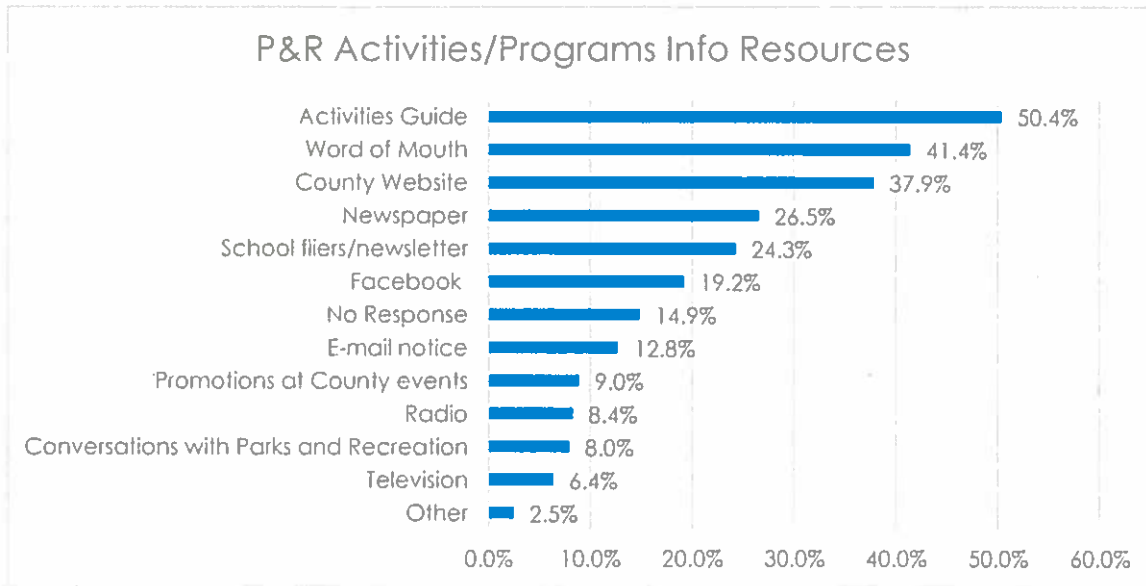
*Based on total survey respondents

Indoor Rec Cntr. Programming Spaces		
Response	Total	% of Respondents
Walking and jogging track	648	56%
Leisure pool (water slides, sprays, etc.)	544	47%
Space for meetings, birthday parties, etc.	448	39%
Aerobics/fitness class space	417	36%
Weight room/cardiovascular equip. area	410	36%
Rock climbing/bouldering wall	374	33%
Multi-court gym for basketball/volleyball	351	31%
Warm water area for therapeutic purposes	349	30%
Lanes for lap swimming	345	30%
Arts and crafts room	328	29%
Senior adult program area	245	21%
Dance class space	238	21%
No Reponse	231	20%
Performing arts area	170	15%
Preschool program space	152	13%
Other	39	3%

*Total row not applicable—multiple answers allowed

Other Indoor Rec Cntr. Programming Spaces	
Response	Total
Pickleball	11
Space for concerts, and/or graduations	3
Indoor walking track	1
Evening water aerobic classes	1
Labyrinth	1
Lap swimming	1
Library	1
Skateboard activities	1
Yoga	1
Batting cages	1
Indoor tennis	1
Child/Toddler tumbling space	1
Elementary age area	1
Special needs	1
Karate	1
Multi-court gym w/ pickleball lines	1
Indoor soccer	1

Question 23: Please check all the ways you learn about Augusta County Parks and Recreation Department programs and activities?

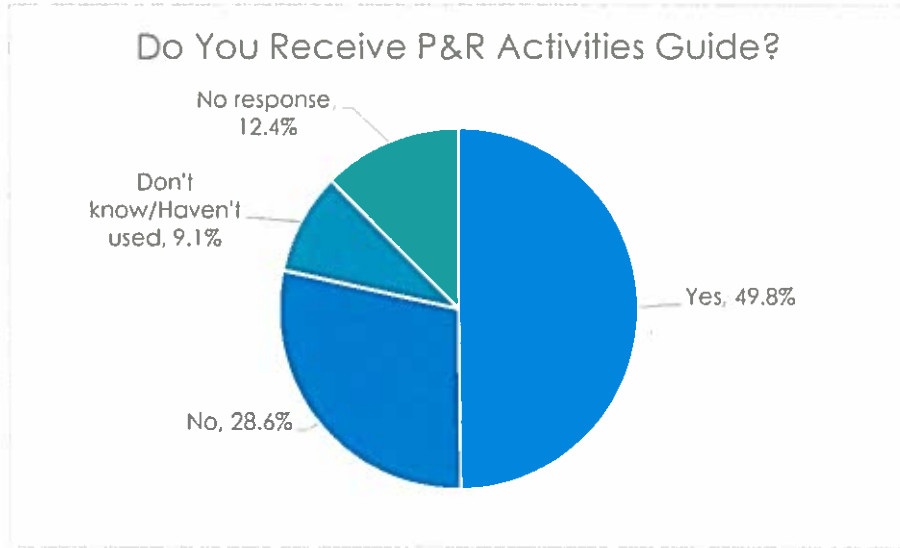


*Based on total survey respondents

P&R Activities/Programs Info Resources			Other Information Sources	
Response	Total	% of Total	Response	Total
Activities Guide	579	50.4%	Have not received information	7
Word of Mouth	476	41.4%	Other people	3
County Website	435	37.9%	Library/ library fliers	2
Newspaper	305	26.5%	Magazines/mailling	2
School fliers/newsletter	279	24.3%	Would like email notices	2
Facebook	221	19.2%	Other Seniors	1
No Response	171	14.9%	Mailing	1
E-mail notice	147	12.8%	CARE	1
Promotions at County events	103	9.0%	Include in Daily News Record	1
Radio	96	8.4%	Rest stop fliers	1
Conversations with Parks and Recreation	92	8.0%	WHSV online community calendar	1
Television	74	6.4%	Should receive seasonal pamphlet	1
Other	29	2.5%	Radio ad for Red Wing Roots	1
			Facebook groups	1
			Internet search	1
			Shenandoahvalleyweb.com/calendar	1

*Total row not applicable—multiple answers allowed

Question 24: The Augusta County Parks and Recreation Activities Guide now comes four times a year. Have you received a copy?

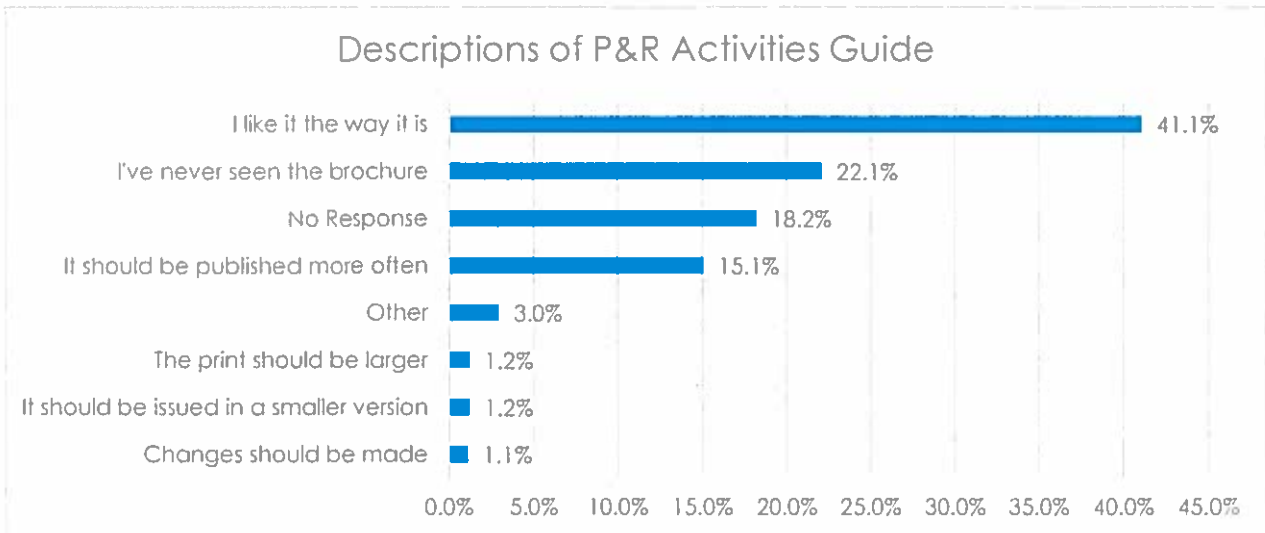


*Based on total survey respondents

Do You Receive P&R Activities Guide?

Response	Total	% of Total
Yes	572	49.8%
No	329	28.6%
Don't know/Haven't used	105	9.1%
No response	143	12.4%
Total	1149	100.0%

Question 25: Which statement most accurately describes what you think about the Guide?



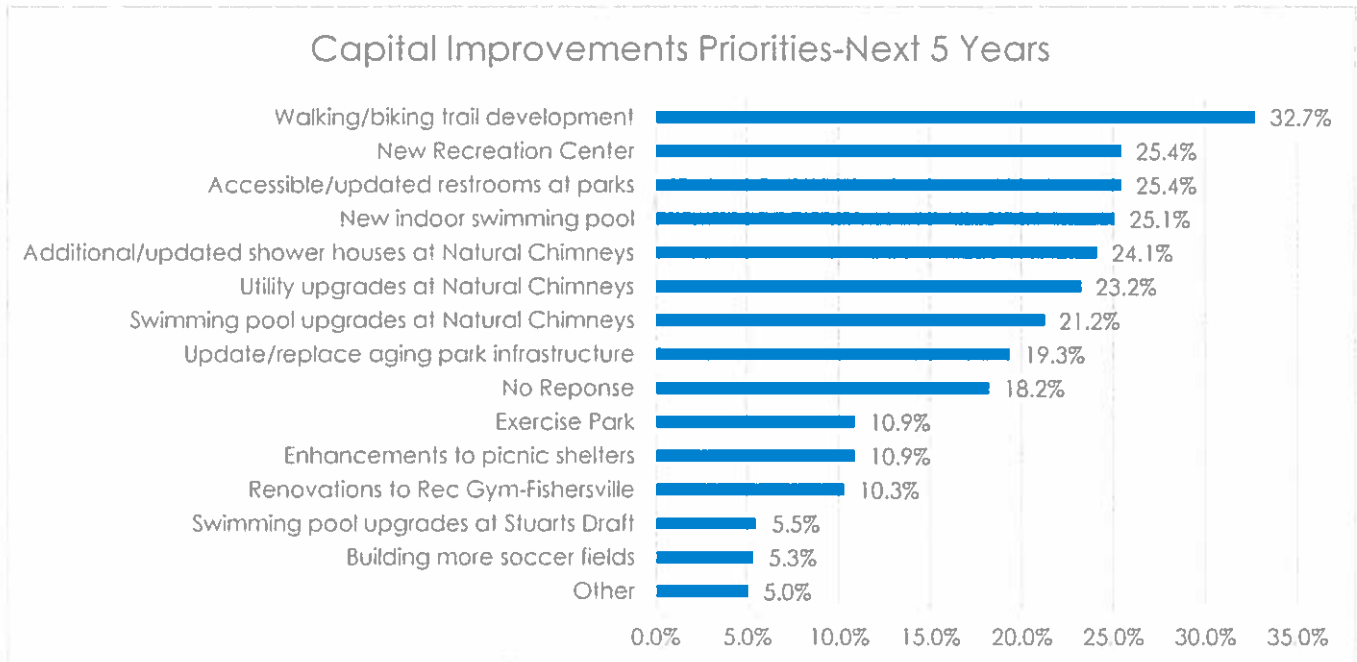
*Based on total survey respondents

Response	Total	% of Total
I like it the way it is	472	41.1%
I've never seen the brochure	254	22.1%
No Response	209	18.2%
It should be published more often	173	15.1%
Other	34	3.0%
It should be issued in a smaller version	14	1.2%
The print should be larger	14	1.2%
Changes should be made	13	1.1%

*Total row not applicable—multiple answers allowed

Other Descriptions of P&R Activities Guide	
Response	Total
Needs to look/feel more modern	2
Descriptions should be more thorough-times/what's included	2
Did not receive in mail	2
Would like to subscribe to email notices/online version of Guide	2
Mailings are not consistent	2
Would like guide to be mailed to city residents	2
Needs to be more reader friendly	2
Include handicapped accessible trips	1
I like it the way it is	1
I see it when other people show me	1
Needs to be spell checked better	1
More kids activities geared towards homeschoolers	1
Would like to receive digital version	1
Should include a facilities map	1
Should be available online	1
Would like an email reminder to see guide online	1
Should be glossier, more appealing to the eye	1
Should be put in the newspaper	1
Haven't used it	1
Doesn't arrive quickly enough	1
Website, Facebook, and email recommended	1
Doesn't seem to change	1

Question 26: What do you feel should be the three (3) most important major capital improvements in the next 5 years?



*Based on total survey respondents

Capital Improvements Priorities-Next 5 Years		
Response	Total	% of Total
Walking/biking trail development	376	32.7%
Accessible/updated restrooms at parks	292	25.4%
New Recreation Center	292	25.4%
New indoor swimming pool	288	25.1%
Additional/updated shower houses at Natural Chimneys	277	24.1%
Utility upgrades at Natural Chimneys	267	23.2%
Swimming pool upgrades at Natural Chimneys	244	21.2%
Update/replace aging park infrastructure	222	19.3%
No Reponse	209	18.2%
Enhancements to picnic shelters	125	10.9%
Exercise Park	125	10.9%
Renovations to Rec Gym-Fishersville	118	10.3%
Swimming pool upgrades at Stuarts Draft	63	5.5%
Building more soccer fields	61	5.3%
Other	58	5.0%

*Total row not applicable—multiple answers allowed

Other Capital Improvements Priorities	
Response	Total
Additional/new pickleball courts	6
Park in/clost to Verona	5
More complete hookup sites at Natural Chimneys	3
Dog park	2
Splash park	2
NC-improve roads	2
Renovate existing soccer fields	1
Vans need seat belts	1
Labyrinth path	1
New, cleaner bathhouses	1
Library branch in northern part of county	1
Varsity swim team for Augusta County Schools	1
Multi-use fields	1
Pool in western part of county	1
Areas for teens	1
Softball fields in Greenville	1
Providing more access to recreation in more areas	1
Cable tv at Natural Chimneys	1
Wave pool fee for NC campers, more entertainment	1
NC-add a dump station	1
NC-trim trees on roads and sites	1
NC-new sewer dump station	1
NC-more sewer hookups	1
NC-utility upgrades	1
Greenway connections to city parks and trails	1
Special needs programs	1
Handicapped facilities at NC	1
Make New Hope Elementary a community center	1
Park development on Berry Farm	1
Quad stadium with 2 baseball fields, 2 softball fields	1